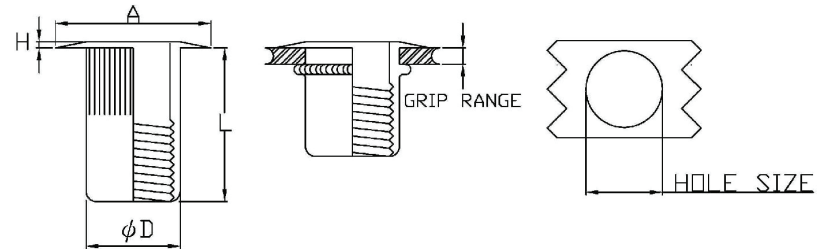



BBI
Preferred Rivets™
"Preferred by professionals"

BLIND RIVET NUTS, LARGE FLANGE, SPLINED, OPEN END

PART NO.	THREAD SIZE	HOLE SIZE +0.15/ -0.00	D (mm) Max	L (mm) ± 0.38	A (mm) ± 0.25	H (mm) ± 0.08	GRIP RANGE
W78060	M4x0.7	6.75	6.73	10.67	9.91	0.76	0.5-2.0
W78065	M4x0.7	6.75	6.73	10.67	9.91	0.76	0.5-2.0
W78084	M5x0.8	7.60	7.52	12.70	10.54	0.76	0.5-3.3
W78085	M5x0.8	7.60	7.52	12.70	10.54	0.76	0.5-3.3
W78086	M6x1.0	10.00	9.91	14.73	12.7	0.76	0.7-4.2
W78087	M6x1.0	10.00	9.91	14.73	12.7	0.76	0.7-4.2
W78088	M8x1.25	13.50	13.46	17.53	17.4	0.89	0.7-3.8
W78089	M8x1.25	13.50	13.46	17.53	17.4	0.89	0.7-3.8
W78090	M10x1.5	13.50	13.46	17.53	17.4	0.89	0.7-3.8
W78091	M10x1.5	13.50	13.46	17.53	17.4	0.89	0.7-3.8



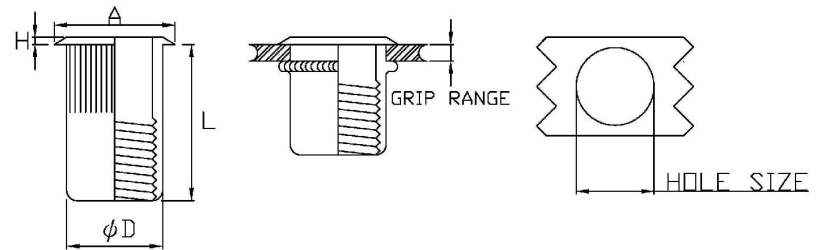
PART NO.	THREAD SIZE	HOLE SIZE +0.006/ -0.00	D (inch) Max	L (inch) ± 0.015	A (inch) ± 0.010	H (inch) ± 0.003	GRIP RANGE
W78010	6-32	0.266	0.265	0.420	0.390	0.030	.020-.080
W78012	6-32	0.266	0.265	0.420	0.390	0.030	.020-.080
W78020	8-32	0.266	0.265	0.420	0.390	0.030	.020-.080
W78021	8-32	0.266	0.265	0.420	0.390	0.030	.020-.080
W78030	10-24	0.297	0.296	0.475	0.415	0.030	.020-.130
W78032	10-24	0.297	0.296	0.475	0.415	0.030	.020-.130
W78040	10-32	0.297	0.296	0.475	0.415	0.030	.020-.130
W78042	10-32	0.297	0.296	0.475	0.415	0.030	.020-.130
W78050	1/4-20	0.391	0.390	0.580	0.500	0.030	.027-.165
W78054	1/4-20	0.391	0.390	0.580	0.500	0.030	.027-.165
W78071	5/16-18	0.531	0.530	0.690	0.685	0.035	.027-.150
W78074	5/16-18	0.531	0.530	0.690	0.685	0.035	.027-.150
W78081	3/8-16	0.531	0.530	0.690	0.685	0.035	.027-.150
W78095	3/8-16	0.531	0.530	0.690	0.685	0.035	.027-.150

PART NO.	THREAD SIZE	HOLE SIZE +0.006/ -0.00	D (inch) Max	L (inch) ± 0.015	A (inch) ± 0.010	H (inch) ± 0.003	GRIP RANGE
W79010	6-32	0.266	0.265	0.420	0.390	0.030	.020-.080
W79012	6-32	0.266	0.265	0.420	0.390	0.030	.020-.080
W79018	8-32	0.266	0.265	0.420	0.390	0.030	.020-.080
W79021	8-32	0.266	0.265	0.420	0.390	0.030	.020-.080
W79030	10-24	0.297	0.296	0.475	0.415	0.030	.020-.130
W79032	10-24	0.297	0.296	0.475	0.415	0.030	.020-.130
W79040	10-32	0.297	0.296	0.475	0.415	0.030	.020-.130
W79042	10-32	0.297	0.296	0.475	0.415	0.030	.020-.130
W79050	1/4-20	0.391	0.390	0.580	0.500	0.030	.027-.165
W79054	1/4-20	0.391	0.390	0.580	0.500	0.030	.027-.165
W79071	5/16-18	0.531	0.530	0.690	0.685	0.035	.027-.150
W79074	5/16-18	0.531	0.530	0.690	0.685	0.035	.027-.150
W79081	3/8-16	0.531	0.530	0.690	0.685	0.035	.027-.150
W79082	3/8-16	0.531	0.530	0.690	0.685	0.035	.027-.150


BBI
Preferred Rivets™
"Preferred by professionals"

BLIND RIVET NUTS, SMALL FLANGE, SPLINED, OPEN END

PART NO.	THREAD SIZE	HOLE SIZE +0.006/ -0.00	D (Inch) Max	L (Inch) ± 0.015	A (Inch) ± 0.010	H (Inch) ± 0.002	GRIP RANGE
W80010	6-32	0.266	0.265	0.420	0.310	0.019	.020-.080
W80012	6-32	0.266	0.265	0.420	0.310	0.019	.020-.080
W80020	8-32	0.266	0.265	0.420	0.310	0.019	.020-.080
W80021	8-32	0.266	0.265	0.420	0.310	0.019	.020-.080
W80030	10-24	0.970	0.296	0.475	0.340	0.019	.020-.130
W80032	10-24	0.970	0.296	0.475	0.340	0.019	.020-.130
W80040	10-32	0.970	0.296	0.475	0.340	0.019	.020-.130
W80042	10-32	0.970	0.296	0.475	0.340	0.019	.020-.130
W80050	1/4-20	0.391	0.390	0.580	0.455	0.022	.027-.165
W80054	1/4-20	0.391	0.390	0.580	0.455	0.022	.027-.165
W80071	5-16/18	0.531	0.530	0.690	0.595	0.022	.027-.150
W80074	5-16/18	0.531	0.530	0.690	0.595	0.022	.027-.150
W80081	3/8-16	0.531	0.531	0.531	0.531	0.531	0.531
W80082	3/8-16	0.531	0.531	0.531	0.531	0.531	0.531



PART NO.	THREAD SIZE	HOLE SIZE +0.15/ -0.00	D (mm) Max	L (mm) ± 0.38	A (mm) ± 0.25	H (mm) ± 0.05	GRIP RANGE
W80060	M4X0.7	6.75	6.73	10.67	7.87	0.48	0.5-2.0
W80065	M4X0.7	6.75	6.73	10.67	7.87	0.48	0.5-2.0
W80084	M5X0.8	7.60	7.52	12.07	8.64	0.48	0.5-3.3
W80085	M5X0.8	7.60	7.52	12.07	8.64	0.48	0.5-3.3
W80086	M6X1.0	10.00	9.91	14.73	11.56	0.55	0.7-4.2
W80087	M6X1.0	10.00	9.91	14.73	11.56	0.55	0.7-4.2
W80088	M8X1.25	13.50	13.46	17.53	15.11	0.55	0.7-3.8
W80089	M8X1.25	13.50	13.46	17.53	15.11	0.55	0.7-3.8
W80090	M10X1.5	13.50	13.46	17.53	15.11	0.55	0.7-3.8
W80091	M10X1.5	13.50	13.46	17.53	15.11	0.55	0.7-3.8

PART NO.	THREAD SIZE	HOLE SIZE +0.006/ -0.00	D (inch) Max	L (inch) ± 0.015	A (inch) ± 0.010	H (inch) ± 0.002	GRIP RANGE
W81010	6-32	0.266	0.265	0.420	0.310	0.019	.020-.080
W81012	6-32	0.266	0.265	0.420	0.310	0.019	.020-.080
W81020	8-32	0.266	0.265	0.420	0.310	0.019	.020-.080
W81021	8-32	0.266	0.265	0.420	0.310	0.019	.020-.080
W81030	10-24	0.970	0.296	0.475	0.340	0.019	.020-.130
W81032	10-24	0.970	0.296	0.475	0.340	0.019	.020-.130
W81040	10-32	0.970	0.296	0.475	0.340	0.019	.020-.130
W81050	1/4-20	0.391	0.390	0.580	0.455	0.022	.027-.165
W81071	5-16/18	0.531	0.530	0.690	0.595	0.022	.027-.150
W81074	5-16/18	0.531	0.530	0.690	0.595	0.022	.027-.150
W81081	3/8-16	0.531	0.531	0.531	0.531	0.531	0.531
W81082	3/8-16	0.531	0.531	0.531	0.531	0.531	0.531



BBI Preferred Rivets™

"Preferred by professionals"

**BLIND RIVET NUTS, LARGE/SMALL FLANGE, SPLINED, OPEN END
PERFORMANCE DATA**

THREAD SIZE	PULL OUT IN POUNDS AND KILO-NEWTONS								TORQUE OUT INCH LBS. -Nm		SUGGESTED ASSEM. TORQUE
	IN STEEL SHEET				IN ALUMINUM SHEET				IN STEEL	IN ALUM.	INCH LBS. -Nm
	0.03 0.76	0.062 1.57	0.09 2.28	0.125 3.17	0.03 0.76	0.062 1.57	0.09 2.28	0.125 3.17	0.062 1.57	0.062 1.57	PLATED SCREW GRADE 5 GRADE 8.8
6-32 UNC	316	817	1347	1952	276	898	1464	1604	47	39	12
8-32 UNC	316	773	1428	2000	275	828	1341	1571	62	70	22
10-24 UNC	473	971	1694	2127	325	964	1626	1967	97	84	32
10-32 UNC	473	971	1694	2127	325	964	1626	1967	97	84	36
1/4-20 UNC	570	1196	2244	2983	411	1157	2269	2892	236	226	75
5/16-18 UNC	703	2034	3066	4501	463	1435	2591	3896	480	370	156
3/8-16 UNC	703	1509	2551	4501	601	1554	2709	3850	521	474	276
M4X0.7 ISO	1.4	3.4	6.3	8.8	1.2	3.6	5.9	6.9	7.0	7.9	2.5
M5X0.8 ISO	2.1	4.3	7.5	9.4	1.4	4.2	7.2	8.7	10.9	9.4	5.0
M6X1.0 ISO	2.5	5.3	9.9	13.2	1.8	5.1	10.0	12.8	26.6	25.5	8.6
M8X1.25 ISO	3.1	9.0	13.6	20.0	2.0	6.3	11.5	17.3	54.2	41.8	21
M10X1.50 ISO	3.1	6.7	11.3	20.0	2.6	6.9	12.0	17.1	58.8	53.5	42

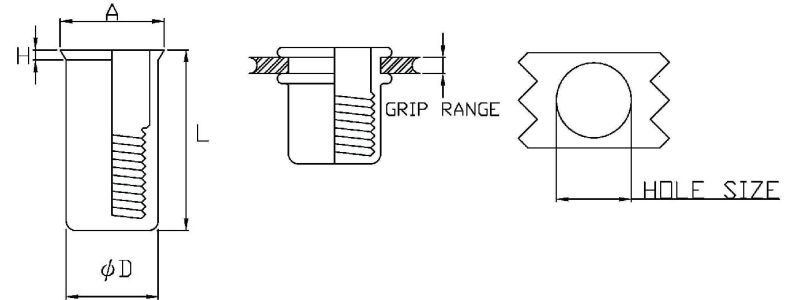

BBI
Preferred Rivets™
"Preferred by professionals"

BLIND RIVET NUTS, SMALL FLANGE, CLOSED END KNURLED

PART NO.	THREAD SIZE	HOLE SIZE +0.1/-0.00	D (mm) +0.00/ -0.012	L (mm) ± 0.4	A (mm) ± 0.3	H (mm) +0.15/ -0.05	GRIP RANGE
W77007	M4X0.7	6.4	6.3	14.90	7.3	0.5	0.5-2.5
W77009	M5X0.8	7.2	7.1	20.20	8.1	0.5	0.5-2.5
W77011	M6X1.0	9.6	9.5	23.40	10.5	0.5	1.0-3.5
W77013	M10X1.5	10.6	10.5	23.60	11.5	0.5	1.0-4.0



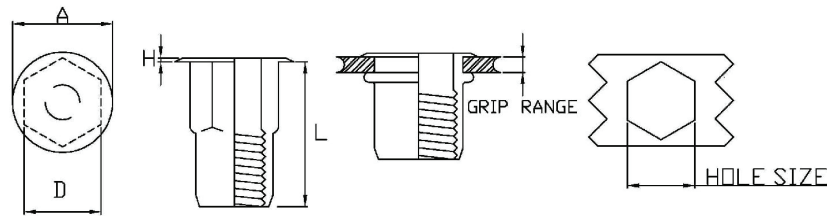
PART NO.	THREAD SIZE	HOLE SIZE +0.004/ -0.000	D (Inch) +0.000/ -0.004	L (Inch) ± 0.015	A (Inch) ± 0.012	H (Inch) +0.006/ -0.002	GRIP RANGE
W77015	6-32	.253	.249	.590	.289	.02	.020-.100
W77025	8-32	.253	.249	.590	.289	.02	.020-.100
W77035	10-24	.284	.280	.800	.320	.02	.020-.100
W77045	10-32	.284	.280	.800	.320	.02	.020-.100
W77055	1/4-20	.378	.374	.920	.414	.02	.040-.150
W77075	5/16-18	.420	.414	.930	.456	.02	.040-.150
W77085	3/8-16	.504	.500	1.110	.540	.02	.040-.150



**BLIND RIVET NUTS, SMALL FLANGE, CLOSED END KNURLED
PERFORMANCE DATA**

THREAD SIZE	PULL-OUT Kn	PUSH-OUT Kn	TORQUE-TO-TURN Nm	MAXIMUM TORQUE Nm
M4X0.7	6.6	1.5	1.9	5.1
M5X0.8	8.0	1.9	2.6	7.9
M6X1.0	11.4	2.4	3.4	12.4
M8X1.25	15.7	2.8	3.6	16.4
M10X1.5	18.7	3.7	4.2	33.9


BBI
Proffered Rivets™
"Preferred by professionals"



BLIND RIVET NUTS, HALF-HEXAGON WITH BIG FLANGE, FLAT HEAD, HEX INTERNAL HOLE, OPEN END PERFORMANCE DATA

THREAD SIZE	BBI PART NO.	HOLE SIZE +0.1/0.0	D(mm) MAX.	L(mm) ± 0.38	A(mm) ± 0.25	H(mm) ± 0.08	GRIP RANGE
M4×0.7	V28040	6.35	6.35	9.78	9.53	0.68	0.5-2.0
	V28041			11.05			2.0-3.3
M5×0.8	V28050	7.14	7.1	11.05	9.91	0.68	0.5-3.3
	V28051			13.59			3.3-5.7
M6×1.0	V28060	9.53	9.5	14.86	12.96	0.76	0.7-4.2
	V28061			17.4			4.2-6.6
M8×1.25	V28080	12.7	12.7	17.4	16.64	0.89	0.7-3.8
	V28081			21.46			3.8-7.9
M10×1.5	V28100	12.7	12.7	17.4	16.64	0.89	0.7-3.8
	V28101			21.46			3.8-7.9