

Proferred®



CONSTRUCTION
FASTENER SOURCE

Drywall/Deck/Concrete/Self-Drill Screws - Rivets - Abrasives - Hand Tools

A Brighton-Best International Brand

Proferred®

9-13

DRYWALL SCREWS

| | |
|----|--|
| 9 | COARSE THREAD BUGLE HEAD PHILLIPS DRIVE DRYWALL SCREWS |
| 10 | FINE THREAD BUGLE HEAD PHILLIPS DRIVE DRYWALL SCREWS |
| 10 | MODIFIED TRUSS HEAD PHILLIPS DRIVE DRYWALL SCREWS |
| 11 | HIGH-LOW THREAD BUGLE HEAD PHILLIPS DRIVE DRYWALL SCREWS |
| 11 | TRIM HEAD SQUARE DRIVE DRYWALL SCREWS |
| 11 | LAMINATING BUGLE HEAD PHILLIPS DRIVE DRYWALL SCREWS |
| 12 | COLLATED DRYWALL SCREWS |
| 13 | PAN FRAMING HEAD PHILLIPS DRIVE DRYWALL SCREWS |

13-17

SELF-DRILL SCREWS

| | |
|----|--|
| 13 | PAN FRAMING HEAD PHILLIPS DRIVE SELF-DRILL SCREWS |
| 13 | BUGLE HEAD PHILLIPS DRIVE SELF-DRILL SCREWS |
| 14 | MODIFIED TRUSS HEAD PHILLIPS DRIVE SELF-DRILL SCREWS |
| 14 | WAFER HEAD PHILLIPS DRIVE SELF-DRILL SCREWS |
| 15 | REAMER HEAD PHILLIPS DRIVE SELF-DRILL SCREWS |
| 15 | WAFER HEAD W/ WINGS PHILLIPS DRIVE SELF-DRILL SCREWS |
| 15 | TRIM HEAD SQUARE DRIVE SELF-DRILL SCREWS |
| 16 | HEX WASHER HEAD (HWH) NON-SLOTTED SELF-DRILL SCREWS |
| 16 | PAN HEAD PHILLIPS DRIVE SELF-DRILL SCREWS |
| 17 | HEX WASHER HEAD (HWH) W/ BONDED WASHER NON-SLOTTED SELF-DRILL SCREWS |

18

CEMENT BOARD SCREWS

| | |
|----|---|
| 18 | FLAT HEAD COMBO DRIVE CEMENT BOARD SCREWS |
| 18 | FLAT HEAD POSI DRIVE CEMENT BOARD SCREWS |

18-20

DRIVE BITS

| | |
|----|-------------|
| 18 | DRIVE BITS |
| 20 | NUT SETTERS |

21-26

DECK SCREWS

| | |
|----|--|
| 21 | MAX DRIVE 6 LOBE FLAT HEAD DECK SCREWS |
| 23 | COMBO DRIVE DECK SCREWS |
| 25 | SQUARE DRIVE COMPOSITE DECK SCREWS |
| 25 | BUGLE HEAD SQUARE DRIVE TYPE 17 18-8 STAINLESS STEEL DECK SCREWS |
| 25 | BUGLE HEAD W/ NIBS SQUARE DRIVE TYPE 17 18-8 STAINLESS STEEL DECK SCREWS |
| 26 | BUGLE HEAD PHILLIPS DRIVE TYPE 17 18-8 STAINLESS STEEL DECK SCREWS |
| 26 | BUGLE HEAD PHILLIPS DRIVE TYPE 17 316 STAINLESS STEEL DECK SCREWS |

27-38

RIVETS

| | |
|----|--|
| 27 | LARGE DOME HEAD BLIND RIVETS |
| 28 | COUNTERSUNK BLIND RIVETS |
| 29 | DOME HEAD BLIND RIVETS |
| 34 | DOME HEAD CLOSED-END BLIND RIVETS |
| 34 | COUNTERSUNK CLOSED-END BLIND RIVETS |
| 36 | DOME HEAD MULTI-GRIP TYPE BLIND RIVETS |
| 38 | BACKUP RIVET WASHERS |

39-42

DRILL BITS

| | |
|----|------------------------------|
| 39 | SDS-PLUS CARBIDE BITS |
| 41 | SDS-MAX CARBIDE BITS |
| 42 | SDS-PLUS CARBIDE BITS & STOP |
| 42 | SDS-HEX CARBIDE BITS |

43-45

CUTOFF WHEELS

| | |
|----|-----------------|
| 43 | CUTOFF WHEELS |
| 44 | GRINDING WHEELS |
| 44 | FLAP DISCS |
| 45 | HAND PADS |

46-47

HAND TOOLS

| | |
|----|--|
| 46 | HAMMERS |
| 46 | SNIPS |
| 46 | WRENCHES |
| 46 | PLIERS |
| 46 | SCREWDRIVERS |
| 47 | STAPLE GUN |
| 47 | TAPE MEASURE |
| 47 | UTILITY KNIFE |
| 47 | LED FLASHLIGHTS |
| 47 | PACKAGING TAPES / DUCT TAPES / ELECTRICAL TAPES / THREAD SEALING TAPES |
| 47 | CAUTION/ DANGER TAPES |
| 47 | WASTE BAGS |
| 47 | CARPENTER PENCIL |
| 47 | HAND & TOOL WIPES |
| 47 | SHOP TOWELS |

48-52

PERSONAL PROTECTIVE EQUIPMENT

| | |
|----|------------------------|
| 48 | NITRILE GLOVES |
| 48 | INDUSTRIAL GLOVES |
| 50 | SAFETY GLASSES |
| 51 | SAFETY GOGGLES |
| 51 | SAFETY VESTS |
| 52 | KNEE PADS |
| 52 | LED PORTABLE WORKLIGHT |
| 52 | BOUFFANT CAP |
| 52 | SHOE COVERS |
| 52 | RAIN COATS |
| 52 | EAR PLUGS |
| 52 | EAR MUFFS |
| 52 | N95 MASKS |



55-63

ANCHORS

| | |
|----|---|
| 55 | TAPKING SD FLAT HEAD PHILLIPS DRIVE CONCRETE SCREWS |
| 55 | TAPKING SD INDENT HEX WASHER HEAD (HWH) CONCRETE SCREWS |
| 56 | TAPKING SD TRIM HEAD PHILLIPS DRIVE CONCRETE SCREWS |
| 56 | TAPKING HD CONCRETE SCREWS |
| 57 | ULTRAWEDGE+ CONCRETE WEDGE ANCHORS |
| 58 | ULTRAWEDGE CONCRETE WEDGE ANCHORS |
| 60 | SLEEVE ANCHORS |
| 61 | FLAT HEAD SLEEVE ANCHORS |
| 61 | ROUND HEAD SLEEVE ANCHORS |
| 61 | ACORN HEAD SLEEVE ANCHORS |
| 62 | ROD HANGER SLEEVE ANCHORS |
| 62 | HEX HEAD SLEEVE ANCHORS |
| 62 | DROP-IN ANCHORS |
| 63 | EZ ANCHORS |
| 63 | TOGGLER ANCHORS |



67-70

IRONCLAD®

| | |
|----|--|
| 69 | COMMAND KNIT FOAM NITRILE CUT LEVEL A1 |
| 69 | COMMAND KNIT PU CUT LEVEL A1 |
| 69 | COMMAND KNIT PU CUT LEVEL A2 |
| 69 | COMMAND KNIT FOAM NITRILE CUT A1 |
| 69 | COMMAND KNIT FOAM NITRILE CUT LEVEL A3 |
| 69 | COMMAND KNIT FOAM NITRILE CUT LEVEL A4 |
| 69 | COMMAND KNIT FOAM NITRILE CUT LEVEL A6 |
| 69 | COMMAND KNIT MICROFOAM NITRILE |
| 69 | FOAM STANDING / KNEELING PAD |
| 70 | CRINKLE LATEX CUT LEVEL A1 |
| 70 | HARD HATS / BUMP CAPS |



BRIGHTON-BEST INTERNATIONAL

71

ADDITIONAL CONSTRUCTION PRODUCTS

Proferred®

Quality Products You Can Trust!

Along with the largest and most diverse fastener inventory in the world, Brighton-Best International stocks the Award-Winning **Proferred®** brand, a complete line of construction fasteners, tools, industrial products, consumables and safety gloves.

Proferred Drywall, Self-Drill and Cement Board Screws, sourced from a single Certified Taiwan Factory, are the GO-TO screws for construction screws.

- **Proferred Drywallers™** perform 3X faster than the average drill time earning the 2018 Pro Tool Innovation Award for screw design.
- **Proferred Drillers™**, or Self-Drill Screws, are ICC Approved - An approval required by many government & municipality jobs throughout the U.S.

All **Proferred** screws are manufactured utilizing the highest quality cold headed wire available, and thread rolling dies are changed out frequently, assuring every screw manufactured maintains extremely sharp points and threads, providing our customers with one of the highest quality - most consistent - fastest installing screws in today's marketplace!

Offering full lot traceability for stringent quality control, and color coded cartons for ease of product identification, **Proferred** screws are readily available in bulk, 1lb & 5lb package configurations.

The award-winning **Proferred** line of products also includes Hand Tools, Cutting Tools, Abrasives & Rivets. Our hand tools carry a Lifetime Guarantee, have won the PTIA award 3 years in a row, and now includes safety supplies and consumables such as gloves, cable ties, tape & glue.

In addition to **Proferred**, BBI now offers construction professionals Ironclad® Performance Wear gloves. Born on a construction jobsite in 1998, Ironclad invented the high performance, task-specific work glove in direct response to the needs of construction professionals.

Prior to Ironclad, work gloves were non industry specific, offered minimal hand or impact protection, and got in the way of getting the job done. Ironclad filled the void by creating a new class of gloves that are: Industry Specific, Breathable, Washable, offering High Dexterity and overall excellent hand protection. These features have made Ironclad® gloves the go-to choice for construction professionals nationwide.

With over 70,000 SKUs, BBI offers competitive pricing, 20 U.S. distribution centers, 30 global, state of the art technology with 24/7 stock status and order entry via the web. BBI is committed to bringing quality, innovation, and safety to every job site.


Contact your local BBI representative for free **Proferred** or Ironclad samples.



Coarse Thread - Bulk



Fine Thread - Bulk



Self-Drill - Bulk



Coarse Thread - Package



Fine Thread - Package



Self-Drill - Package

You can find more information on Proferred Screws, including technical data sheets, online at **www.proferredscrews.com**.

Proferred also offers high-quality product displays, with red framing and black steel peg-boards for hand tools and packaged Drywall & Self-Drill Screws.

Displays are versatile and can be used to display both hand tools and packages.

All divisions of Proferred®, U.S. Anchor and Ironclad® Gloves are trademarked, owned and operated by Brighton-Best International.



DRYWALL SCREWS, SELF-DRILL SCREWS, CEMENT BOARD SCREWS, DECK SCREWS, AND PLATING TYPES



Bugle Head Phillips
Coarse Thread Screw,
Black Phosphate



Bugle Head Phillips
Coarse Thread Screw,
Zinc Yellow



Bugle Head Phillips
Fine Thread, Sharp Point
Screw, Black Phosphate



Modified Truss Head
Phillips, Sharp Point
Screw, Zinc Plated CR+3



Bugle Head Phillips
High-Low Thread Screw,
Black Phosphate



Trim Head Square Drive
Screw, Sharp Point,
Black Phosphate



Bugle Head Phillips
Laminating Screw,
Black Phosphate



Pan Framing Phillips,
Sharp Point Screw,
Black Phosphate



Pan Framing Phillips,
Self-Drill Screw,
Zinc Plated CR+3



Bugle Head Phillips
Self-Drill Screw,
Black Phosphate



Bugle Head Phillips
Self-Drill Screw,
Zinc Plated CR+3



Modified Truss Head
Self-Drill Screw,
Zinc Plated CR+3



Wafer Head Phillips
Self-Drill Screw,
Zinc Plated CR+3



Wafer Head Phillips
Self-Drill w/Wings,
Zinc Plated CR+3



Trim Head Square Drive
Self-Drill Screw,
Zinc Plated CR+3



Non-Slotted Indent Hex
Washer Head
Self-Drill Screw,
Zinc Plated CR+3



Pan Phillips
Self-Drill Screw,
Zinc Plated CR+3



Non-Slotted Hex Washer
Head w/Bonded
EPDM Washer
Self-Drill Screw,
Zinc Plated CR+3



Phillips Combo Drive
Cement/Fiber Board
Screw, Sharp Point,
Green Coating
1500 Hr. Salt Spray



Posi-Drive
Cement/Fiber Board
Screw, Self-Drill,
Green Coating
1500 Hr. Salt Spray



Flat Head 6 Lobe Drive
Type-17 Point Deck
Screw, Color-Bronze
1500 Hr. Salt Spray



Flat Head Phillips Square
Drive Deck Screw,
Color-Tan
1500 Hr. Salt Spray



Flat Head Phillips Square
Drive Deck Screw,
Color-Red
1500 Hr. Salt Spray



Flat Head Phillips Square
Drive Deck Screw,
Color-Green
1500 Hr. Salt Spray




Button Head Square
Drive Composite Screw,
Color-Gray, Tan, Red
1500 Hr. Salt Spray




Flat Head Square Drive
Type-17 Point
Deck Screw,
18-8 Stainless



Flat Head Square Drive
Type-17 Point w/Nibs
Deck Screw,
18-8 Stainless



Flat Head Phillips Drive
Type-17 Point
Deck Screw,
18-8 Stainless



Flat Head Square Drive
Type-17 Point
Deck Screw,
316 Stainless



Flat Phillips &
Hex Washer Head
Concrete Screw





Proferred®

**YOUR COMMERCIAL &
RESIDENTIAL FASTENER SOURCE**

DRYWALL TO WOOD - For Attaching Drywall / Gypsum Board To Wood

COARSE DRYWALL SCREWS



Drive Bit: PHR-2

- Bugle Head
- #2 Reduced Phillips Drive
- Black Phosphate
- COO: Taiwan
- Carton Color: Yellow

| Part No. | Item Description | Size | Bulk Qty. |
|----------|---------------------------------------|--------------|-----------|
| 064010 | Bugle Phil, Coarse Thread, Black Phos | #6-9x3/4" | 15000 |
| 064020 | Bugle Phil, Coarse Thread, Black Phos | #6-9x1" | 10000 |
| 064030 | Bugle Phil, Coarse Thread, Black Phos | #6-9x1 1/8" | 10000 |
| 064040 | Bugle Phil, Coarse Thread, Black Phos | #6-9x1 1/4" | 8000 |
| 064050 | Bugle Phil, Coarse Thread, Black Phos | #6-9x1 1/2" | 6000 |
| 064060 | Bugle Phil, Coarse Thread, Black Phos | #6-9x1 5/8" | 5000 |
| 064500 | Bugle Phil, Coarse Thread, Black Phos | #6-9x1 3/4" | 4000 |
| 064070 | Bugle Phil, Coarse Thread, Black Phos | #6-9x2" | 3500 |
| 064080 | Bugle Phil, Coarse Thread, Black Phos | #6-9x2 1/4" | 3000 |
| 064530 | Bugle Phil, Coarse Thread, Black Phos | #7-9x1 1/2" | 6000 |
| 064501 | Bugle Phil, Coarse Thread, Black Phos | #7-9x2" | 3500 |
| 064531 | Bugle Phil, Coarse Thread, Black Phos | #7-9x2 1/4" | 3000 |
| 064190 | Bugle Phil, Coarse Thread, Black Phos | #7-9x2 1/2" | 2500 |
| 064090 | Bugle Phil, Coarse Thread, Black Phos | #8-8x1 5/8" | 4000 |
| 064508 | Bugle Phil, Coarse Thread, Black Phos | #8-8x2" | 2000 |
| 064100 | Bugle Phil, Coarse Thread, Black Phos | #8-8x2 1/2" | 2500 |
| 064110 | Bugle Phil, Coarse Thread, Black Phos | #8-8x3" | 2000 |
| 064120 | Bugle Phil, Coarse Thread, Black Phos | #10-8x3 1/2" | 1000 |
| 064516 | Bugle Phil, Coarse Thread, Black Phos | #10-8x3 3/4" | 1000 |
| 064130 | Bugle Phil, Coarse Thread, Black Phos | #10-8x4" | 1000 |
| 064517 | Bugle Phil, Coarse Thread, Black Phos | #10-8x4 1/2" | 750 |
| 064518 | Bugle Phil, Coarse Thread, Black Phos | #10-8x5" | 500 |
| 064519 | Bugle Phil, Coarse Thread, Black Phos | #10-8x6" | 500 |

We do not recommend using a standard PH-2 drive bit with Proferred drywall screws. PH-2 bits have a slightly wider wing span and will not fully seat into the screw recess, causing unnecessary wobble and possible cam-outs.

DRYWALL TO WOOD - For Attaching Wood To Wood

COARSE DRYWALL SCREWS



Drive Bit: PHR-2

- Bugle Head
- #2 Reduced Phillips Drive
- Zinc Yellow
- COO: Taiwan
- Carton Color: Yellow

| Part No. | Item Description | Size | Bulk Qty. |
|----------|--|--------------|-----------|
| 070010 | Bugle Phil, Coarse Thread, Zinc Yellow | #6-9x1" | 10000 |
| 070020 | Bugle Phil, Coarse Thread, Zinc Yellow | #6-9x1 1/8" | 10000 |
| 070030 | Bugle Phil, Coarse Thread, Zinc Yellow | #6-9x1 1/4" | 8000 |
| 070040 | Bugle Phil, Coarse Thread, Zinc Yellow | #6-9x1 5/8" | 5000 |
| 070050 | Bugle Phil, Coarse Thread, Zinc Yellow | #6-9x2" | 3500 |
| 070060 | Bugle Phil, Coarse Thread, Zinc Yellow | #6-9x2 1/4" | 3000 |
| 070070 | Bugle Phil, Coarse Thread, Zinc Yellow | #8-8x2 1/2" | 2500 |
| 070080 | Bugle Phil, Coarse Thread, Zinc Yellow | #8-8x3" | 2000 |
| 070110 | Bugle Phil, Coarse Thread, Zinc Yellow | #10-8x3 1/2" | 1000 |
| 070120 | Bugle Phil, Coarse Thread, Zinc Yellow | #10-8x4" | 1000 |
| 070130 | Bugle Phil, Coarse Thread, Zinc Yellow | #10-8x4 1/2" | 750 |
| 070140 | Bugle Phil, Coarse Thread, Zinc Yellow | #10-8x5" | 750 |
| 070150 | Bugle Phil, Coarse Thread, Zinc Yellow | #10-8x6" | 500 |

We do not recommend using a standard PH-2 drive bit with Proferred drywall screws. PH-2 bits have a slightly wider wing span and will not fully seat into the screw recess, causing unnecessary wobble and possible cam-outs.

DRYWALL TO METAL - For Attaching Drywall / Gypsum Board To 20-25 Light Gauge Steel Studs

FINE DRYWALL SCREWS



Drive Bit: PHR-2

- Bugle Head
- #2 Reduced Phillips Drive
- Black Phosphate
- COO: Taiwan
- Carton Color: White

| Part No. | Item Description | Size | Bulk Qty. |
|----------|--|---------------|-----------|
| 064520 | Bugle Phil, Fine Thread, Sharp Point, Black Phos | #6-18x3/4" | 15000 |
| 064021 | Bugle Phil, Fine Thread, Sharp Point, Black Phos | #6-18x1" | 10000 |
| 064031 | Bugle Phil, Fine Thread, Sharp Point, Black Phos | #6-18x1 1/8" | 10000 |
| 064041 | Bugle Phil, Fine Thread, Sharp Point, Black Phos | #6-18x1 1/4" | 8000 |
| 064051 | Bugle Phil, Fine Thread, Sharp Point, Black Phos | #6-18x1 1/2" | 6000 |
| 064061 | Bugle Phil, Fine Thread, Sharp Point, Black Phos | #6-18x1 5/8" | 5000 |
| 064521 | Bugle Phil, Fine Thread, Sharp Point, Black Phos | #6-18x1 3/4" | 4000 |
| 064071 | Bugle Phil, Fine Thread, Sharp Point, Black Phos | #6-18x2" | 3500 |
| 064081 | Bugle Phil, Fine Thread, Sharp Point, Black Phos | #6-18x2 1/4" | 3000 |
| 064522 | Bugle Phil, Fine Thread, Sharp Point, Black Phos | #6-18x2 1/2" | 2500 |
| 064523 | Bugle Phil, Fine Thread, Sharp Point, Black Phos | #7-16x1 1/4" | 8000 |
| 064524 | Bugle Phil, Fine Thread, Sharp Point, Black Phos | #7-16x1 1/2" | 6000 |
| 064525 | Bugle Phil, Fine Thread, Sharp Point, Black Phos | #7-16x1 3/4" | 4000 |
| 064526 | Bugle Phil, Fine Thread, Sharp Point, Black Phos | #7-16x2" | 3500 |
| 064527 | Bugle Phil, Fine Thread, Sharp Point, Black Phos | #7-16x2 1/4" | 3000 |
| 064528 | Bugle Phil, Fine Thread, Sharp Point, Black Phos | #8-15x2" | 3500 |
| 064101 | Bugle Phil, Fine Thread, Sharp Point, Black Phos | #8-15x2 1/2" | 2500 |
| 064111 | Bugle Phil, Fine Thread, Sharp Point, Black Phos | #8-15x3" | 2000 |
| 064121 | Bugle Phil, Fine Thread, Sharp Point, Black Phos | #10-12x3 1/2" | 1000 |
| 064529 | Bugle Phil, Fine Thread, Sharp Point, Black Phos | #10-12x3 3/4" | 1000 |
| 064131 | Bugle Phil, Fine Thread, Sharp Point, Black Phos | #10-12x4" | 1000 |
| 064141 | Bugle Phil, Fine Thread, Sharp Point, Black Phos | #10-12x4 1/2" | 750 |
| 064151 | Bugle Phil, Fine Thread, Sharp Point, Black Phos | #10-12x5" | 500 |
| 064181 | Bugle Phil, Fine Thread, Sharp Point, Black Phos | #10-12x6" | 500 |

We do not recommend using a standard PH-2 drive bit with Proferred drywall screws. PH-2 bits have a slightly wider wing span and will not fully seat into the screw recess, causing unnecessary wobble and possible cam-outs.

METAL LATH TO WOOD - For Attaching Metal Lath To 20-25 Light Gauge Steel Studs Prior To Stucco

MODIFIED TRUSS, SHARP POINT



Drive Bit: PH-2

- Modified Truss Head
- #2 Phillips Drive
- Zinc Plated CR+3
- COO: Taiwan
- Carton Color: Yellow

| Part No. | Item Description | Size | Bulk Qty. |
|----------|--|-----------|-----------|
| W75012 | Modified Truss, Phil Sharp point, Zinc Plated CR+3 | #8x1/2" | 10,000 |
| W75034 | Modified Truss, Phil Sharp point, Zinc Plated CR+3 | #8x3/4" | 8,000 |
| W75114 | Modified Truss, Phil Sharp point, Zinc Plated CR+3 | #8x1 1/4" | 5,000 |
| W75158 | Modified Truss, Phil Sharp point, Zinc Plated CR+3 | #8x1 5/8" | 4,000 |
| W75200 | Modified Truss, Phil Sharp point, Zinc Plated CR+3 | #8x2" | 2,500 |
| W75212 | Modified Truss, Phil Sharp point, Zinc Plated CR+3 | #8x2 1/2" | 2,000 |
| W75300 | Modified Truss, Phil Sharp point, Zinc Plated CR+3 | #8x3" | 1,500 |

DRYWALL TO LIGHT GAUGE METAL - For Attaching Drywall To 20-25 Light Gauge Steel Studs, And Applications Requiring Greater Strip-Out Resistance

HIGH-LOW DRYWALL SCREWS



Drive Bit: PHR-2

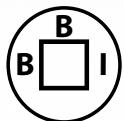
- Bugle Head
- #2 Reduced Phillips Drive
- Black Phosphate
- COO: Taiwan
- Carton Color: Yellow

| Part No. | Item Description | Size | Bulk Qty. |
|----------|---|-----------|-----------|
| 064204 | Phil Bugle, High-Low Thread, Black Phos | #6x1 1/8" | 10000 |
| 064206 | Phil Bugle, High-Low Thread, Black Phos | #6x1 1/4" | 8000 |
| 064208 | Phil Bugle, High-Low Thread, Black Phos | #6x1 5/8" | 5000 |
| 064210 | Phil Bugle, High-Low Thread, Black Phos | #6x2" | 5000 |
| 064212 | Phil Bugle, High-Low Thread, Black Phos | #6x2 1/4" | 3000 |
| 064230 | Phil Bugle, High-Low Thread, Black Phos | #7x2 1/2" | 2500 |
| 064240 | Phil Bugle, High-Low Thread, Black Phos | #8x3" | 2000 |

We do not recommend using a standard PH-2 drive bit with Proferred drywall screws. PH-2 bits have a slightly wider wing span and will not fully seat into the screw recess, causing unnecessary wobble and possible cam-outs.

WOOD TRIM & BASE BOARD - For Attaching Wood Trim And Base Board Over Drywall To 20-25 Light Gauge Steel Studs

TRIM HEAD



**Drive Bit:
#2 Square Drive**

- Trim Head
- #2 Square Drive
- Black Phosphate
- COO: Taiwan
- Carton Color: Yellow

| Part No. | Item Description | Size | Bulk Qty. |
|----------|---|-----------|-----------|
| 064400 | Trim Head Square Drive, Sharp Point, Black Phos | #6x1 5/8" | 5000 |
| 064410 | Trim Head Square Drive, Sharp Point, Black Phos | #6x2 1/4" | 3000 |
| 064430 | Trim Head Square Drive, Sharp Point, Black Phos | #8x3" | 2000 |

DRYWALL TO DRYWALL - For Attaching Drywall Over Drywall, Or Wood To Wood

LAMINATING



Drive Bit: PHR-2

- Bugle Head
- #2 Reduced Phillips Drive
- Black Phosphate
- COO: Taiwan
- Carton Color: Yellow

| Part No. | Item Description | Size | Bulk Qty. |
|----------|---|------------|-----------|
| 064333 | Bugle Phil, Laminating, Coarse Thread, Black Phos | #10x1 1/2" | 5000 |

We do not recommend using a standard PH-2 drive bit with Proferred drywall screws. PH-2 bits have a slightly wider wing span and will not fully seat into the screw recess, causing unnecessary wobble and possible cam-outs.

DRYWALL TO WOOD - For Attaching Drywall / Gypsum Board To Wood

COLLATED - COARSE DRYWALL SCREWS

| Part No. | Item Description | Size | Bulk Qty. |
|----------|--|-------------|-----------|
| 064940 | Collated Bugle Phil, Coarse Thread, Black Phos | #6-9x1 1/4" | 10000 |
| 064960 | Collated Bugle Phil, Coarse Thread, Black Phos | #6-9x1 5/8" | 10000 |



Drive Bit: PHR-2

We do not recommend using a standard PH-2 drive bit with Proferred drywall screws. PH-2 bits have a slightly wider wing span and will not fully seat into the screw recess, causing unnecessary wobble and possible cam-outs.

DRYWALL TO METAL - For Attaching Drywall / Gypsum Board To 20-25 Light Gauge Steel Studs

COLLATED - FINE DRYWALL SCREWS

| Part No. | Item Description | Size | Bulk Qty. |
|----------|---|--------------|-----------|
| 064941 | Collated Bugle Phil, Fine Thread, Sharp Point, Black Phos | #6-18x1 1/4" | 10000 |
| 064961 | Collated Bugle Phil, Fine Thread, Sharp Point, Black Phos | #6-18x1 5/8" | 10000 |



Drive Bit: PHR-2

We do not recommend using a standard PH-2 drive bit with Proferred drywall screws. PH-2 bits have a slightly wider wing span and will not fully seat into the screw recess, causing unnecessary wobble and possible cam-outs.

DRYWALL TO METAL - For Attaching Drywall To 14-20 Gauge Steel Studs

COLLATED - SELF-DRILL BUGLE HEAD

| Part No. | Item Description | Size | Bulk Qty. |
|----------|---|--------------|-----------|
| 636905 | Collated Self-Drill, Bugle Phil, #2 Point, Zinc Plated CR+3 | #6-20x1 1/4" | 10000 |
| 636956 | Collated Self-Drill, Bugle Phil, #2 Point, Zinc Plated CR+3 | #6-20x1 5/8" | 10000 |



Drive Bit: PH-2

METAL TO METAL - For Attaching 20-25 Light Gauge Steel Track To 20-25 Light Gauge Steel Studs

PAN PHIL FRAMING



Drive Bit: PHR-2

- Pan Framing Head
- Black Phosphate
- #2 Reduced Phillips Drive
- COO: Taiwan
- Carton Color: White

| Part No. | Item Description | Size | Bulk Qty. |
|----------|---|----------|-----------|
| 064258 | Pan Phil Framing, Sharp Point, Black Phos | #7x7/16" | 10000 |

We do not recommend using a standard PH-2 drive bit with Proferred drywall screws. PH-2 bits have a slightly wider wing span and will not fully seat into the screw recess, causing unnecessary wobble and possible cam-outs.

METAL TO METAL - For Attaching 16-20 Gauge Steel Track To 16-20 Gauge Steel Studs

SELF-DRILL PAN FRAMING



Drive Bit: PH-2

- Pan Framing Head
- Zinc Plated CR+3
- #2 Phillips Drive
- COO: Taiwan
- Black Phosphate
- Carton Color: Red

| Part No. | Item Description | Size | Bulk Qty. |
|----------|---|----------|-----------|
| R51001 | Self-Drill, Pan Phil Framing #2 Point, Black Phos | #7x7/16" | 10000 |
| 636304 | Self-Drill, Pan Phil Framing #2 Point (Zinc CR+3) | #7x7/16" | 10000 |

DRYWALL TO METAL - For Attaching Drywall To 14-20 Gauge Steel Studs

SELF-DRILL BUGLE HEAD



Drive Bit: PH-2

- Bugle Head
- COO: Taiwan
- #2 Phillips Drive
- Carton Color: Red
- Black Phosphate

| Part No. | Item Description | Size | Bulk Qty. |
|----------|---|--------------|-----------|
| 637010 | Self-Drill, Bugle Phil #2 Point, Black Phos | #6-20x1" | 10000 |
| 637020 | Self-Drill, Bugle Phil #2 Point, Black Phos | #6-20x1 1/8" | 10000 |
| 637030 | Self-Drill, Bugle Phil #2 Point, Black Phos | #6-20x1 1/4" | 8000 |
| 637040 | Self-Drill, Bugle Phil #2 Point, Black Phos | #6-20x1 5/8" | 5000 |
| 637050 | Self-Drill, Bugle Phil #2 Point, Black Phos | #6-20x1 7/8" | 4000 |
| 637060 | Self-Drill, Bugle Phil #2 Point, Black Phos | #8-18x2 3/8" | 2500 |
| 637070 | Self-Drill, Bugle Phil #2 Point, Black Phos | #8-18x2 5/8" | 1600 |
| 637080 | Self-Drill, Bugle Phil #2 Point, Black Phos | #8-18x3" | 1400 |

DRYWALL TO METAL - For Attaching Drywall To 14-20 Gauge Steel Studs

SELF-DRILL BUGLE HEAD



Drive Bit: PH-2

- Bugle Head
- #2 Phillips Drive
- Zinc Plated CR+3
- COO: Taiwan
- Carton Color: Red

| Part No. | Item Description | Size | Bulk Qty. |
|----------|--|--------------|-----------|
| 636350 | Self-Drill, Bugle Phil, #2 Point, Zinc Plated CR+3 | #6-20x1" | 10000 |
| 636352 | Self-Drill, Bugle Phil, #2 Point, Zinc Plated CR+3 | #6-20x1 1/8" | 10000 |
| 636405 | Self-Drill, Bugle Phil, #2 Point, Zinc Plated CR+3 | #6-20x1 1/4" | 8000 |
| 636356 | Self-Drill, Bugle Phil, #2 Point, Zinc Plated CR+3 | #6-20x1 5/8" | 5000 |
| 636358 | Self-Drill, Bugle Phil, #2 Point, Zinc Plated CR+3 | #6-20x1 7/8" | 4000 |
| 636371 | Self-Drill, Bugle Phil, #2 Point, Zinc Plated CR+3 | #8-18x2 3/8" | 2500 |
| 636406 | Self-Drill, Bugle Phil, #2 Point, Zinc Plated CR+3 | #8-18x2 5/8" | 1600 |
| 636370 | Self-Drill, Bugle Phil, #2 Point, Zinc Plated CR+3 | #8-18x3" | 1400 |

DRYWALL TO METAL LATH - For Attaching Drywall To 16-20 Gauge Steel Prior To Stucco

SELF-DRILL MODIFIED TRUSS



Drive Bit: PH-2

- Modified Truss Head
- #2 Phillips Drive
- Zinc Plated CR+3
- COO: Taiwan
- Carton Color: Red

| Part No. | Item Description | Size | Bulk Qty. |
|----------|---|--------------|-----------|
| 636006 | Self-Drill, Modified Truss Phil, Zinc Plated CR+3 | #8-18x1/2" | 10000 |
| 636009 | Self-Drill, Modified Truss Phil, Zinc Plated CR+3 | #8-18x9/16" | 9000 |
| 636008 | Self-Drill, Modified Truss Phil, Zinc Plated CR+3 | #8-18x3/4" | 10000 |
| 636011 | Self-Drill, Modified Truss Phil, Zinc Plated CR+3 | #8-18x1" | 8000 |
| 636016 | Self-Drill, Modified Truss Phil, Zinc Plated CR+3 | #8-18x1 1/4" | 6000 |
| 636020 | Self-Drill, Modified Truss Phil, Zinc Plated CR+3 | #8-18x1 5/8" | 4000 |
| 636025 | Self-Drill, Modified Truss Phil, Zinc Plated CR+3 | #8-18x1 7/8" | 3000 |
| 636030 | Self-Drill, Modified Truss Phil, Zinc Plated CR+3 | #8-18x2 1/2" | 2000 |
| 636035 | Self-Drill, Modified Truss Phil, Zinc Plated CR+3 | #8-18x3" | 1500 |
| 636102 | Self-Drill, Modified Truss Phil, Zinc Plated CR+3 | #10-16x3/4" | 6500 |

PLYWOOD TO METAL - For Attaching 1/4" To 1/2" Plywood Sheeting To 14-18 Gauge Steel Studs

SELF-DRILL WAFER HEAD



Drive Bit: PH-2

- Wafer Head
- #2 Phillips Drive
- Zinc Plated CR+3
- COO: Taiwan
- Carton Color: Red

| Part No. | Item Description | Size | Bulk Qty. |
|----------|--|---------------|-----------|
| 636510 | Self-Drill, Wafer Head Phil, #3 Point CSD Zinc Plated CR+3 | #10-24x3/4" | 7500 |
| 636515 | Self-Drill, Wafer Head Phil, #3 Point CSD Zinc Plated CR+3 | #10-24x1" | 5000 |
| 636520 | Self-Drill, Wafer Head Phil, #3 Point CSD Zinc Plated CR+3 | #10-24x1 1/2" | 3000 |

PLYWOOD TO METAL - For Attaching 9/16" To 5/8" Plywood Sheeting To 12-18 Gauge Steel Studs

SELF-DRILL REAMER HEAD

| Part No. | Item Description | Size | Bulk Qty. |
|----------|--|----------------|-----------|
| 636150 | Self-Drill, Flat Phil Reamer BSD, Zinc Plated CR+3 | #10-16x1 5/8" | 3000 |
| 636155 | Self-Drill, Flat Phil Reamer BSD, Zinc Plated CR+3 | #12-24x2" | 1500 |
| 636160 | Self-Drill, Flat Phil Reamer BSD, Zinc Plated CR+3 | #12-24x2 1/2" | 1500 |
| 636180 | Self-Drill, Flat Phil Reamer BSD, Zinc Plated CR+3 | 1/4"-20x2 3/4" | 1000 |



Drive Bit: PH-2

- Reamer Head
- #2 Phillips Drive
- Zinc Plated CR+3
- COO: Taiwan
- Carton Color: Red

PLYWOOD TO METAL - For Attaching 5/8" To 3/4" Plywood Sheeting To 12-18 Gauge Steel Studs

SELF-DRILL WAFER W/ WINGS

| Part No. | Item Description | Size | Bulk Qty. |
|----------|--|----------------|-----------|
| 636521 | Self-Drill, Wafer Phil, #3 Point w/Wings CSD Zinc Pltd. CR+3 | #10-24x1 7/16" | 3500 |




Drive Bit: PH-2

- Wafer Head
- #2 Phillips Drive
- Zinc Plated CR+3
- COO: Taiwan
- Carton Color: Red

WOOD TRIM & BASE BOARD - For Attaching Wood Trim And Base Board Over Drywall To 14-20 Gauge Steel Studs

SELF-DRILL TRIM HEAD

| Part No. | Item Description | Size | Bulk Qty. |
|----------|--|--------------|-----------|
| 636450 | Self-Drill, Trim Head Square Drive, Zinc Plated CR+3 | #6-20x1 5/8" | 5000 |
| 636455 | Self-Drill, Trim Head Square Drive, Zinc Plated CR+3 | #6-20x2 1/4" | 3000 |



**Drive Bit:
#2 Square Drive**

- Trim Head
- #2 Square Drive
- Zinc Plated CR+3
- COO: Taiwan
- Carton Color: Red

METAL TO METAL - #6 & #8 Diameters For Light Gauge Steel And Steel Studs. #10, #12, & 1/4" Diameters For Medium Gauge Steel And Steel Studs.

SELF-DRILL HWH NON-SLOTTED



Socket / Wrench Size
Will Vary Depending On
Screw Diameter Size

- HWH (Hex Washer Head)
- Non-Slotted
- Zinc Plated CR+3
- COO: Taiwan
- Carton Color: Red

| Part No. | Item Description | Size | Bulk Qty. |
|----------|---|----------------|-----------|
| 636200 | Self-Drill, Indent HWH Non-Slotted, #2 Point, Zinc Pltd. CR+3 | #6-20x3/8" | 20000 |
| 636202 | Self-Drill, Indent HWH Non-Slotted, #2 Point, Zinc Pltd. CR+3 | #6-20x1/2" | 15000 |
| 636210 | Self-Drill, Indent HWH Non-Slotted, #2 Point, Zinc Pltd. CR+3 | #8-18x1/2" | 10000 |
| 636212 | Self-Drill, Indent HWH Non-Slotted, #2 Point, Zinc Pltd. CR+3 | #8-18x5/8" | 10000 |
| 636216 | Self-Drill, Indent HWH Non-Slotted, #2 Point, Zinc Pltd. CR+3 | #8-18x3/4" | 10000 |
| 636218 | Self-Drill, Indent HWH Non-Slotted, #2 Point, Zinc Pltd. CR+3 | #8-18x1" | 7000 |
| 636220 | Self-Drill, Indent HWH Non-Slotted, #2 Point, Zinc Pltd. CR+3 | #8-18x1 1/4" | 5000 |
| 636222 | Self-Drill, Indent HWH Non-Slotted, #2 Point, Zinc Pltd. CR+3 | #8-18x1 1/2" | 5000 |
| 636230 | Self-Drill, Indent HWH Non-Slotted, #2 Point, Zinc Pltd. CR+3 | #10-16x1/2" | 7000 |
| 636240 | Self-Drill, Indent HWH Non-Slotted, #3 Point Zinc Pltd. CR+3 | #10-16x5/8" | 6000 |
| 636242 | Self-Drill, Indent HWH Non-Slotted, #3 Point Zinc Pltd. CR+3 | #10-16x3/4" | 8000 |
| 636244 | Self-Drill, Indent HWH Non-Slotted, #3 Point Zinc Pltd. CR+3 | #10-16x1" | 5000 |
| 636246 | Self-Drill, Indent HWH Non-Slotted, #3 Point Zinc Pltd. CR+3 | #10-16x1 1/4" | 4000 |
| 636250 | Self-Drill, Indent HWH Non-Slotted, #3 Point Zinc Pltd. CR+3 | #10-16x1 1/2" | 3000 |
| 636252 | Self-Drill, Indent HWH Non-Slotted, #3 Point Zinc Pltd. CR+3 | #10-16x2" | 3000 |
| 636256 | Self-Drill, Indent HWH Non-Slotted, #3 Point Zinc Pltd. CR+3 | #12-14x3/4" | 4000 |
| 636258 | Self-Drill, Indent HWH Non-Slotted, #3 Point Zinc Pltd. CR+3 | #12-14x1" | 3500 |
| 636260 | Self-Drill, Indent HWH Non-Slotted, #3 Point Zinc Pltd. CR+3 | #12-14x1 1/4" | 3000 |
| 636262 | Self-Drill, Indent HWH Non-Slotted, #3 Point Zinc Pltd. CR+3 | #12-14x1 1/2" | 2500 |
| 636264 | Self-Drill, Indent HWH Non-Slotted, #3 Point Zinc Pltd. CR+3 | #12-14x2" | 2000 |
| 636266 | Self-Drill, Indent HWH Non-Slotted, #3 Point Zinc Pltd. CR+3 | #12-14x2 1/2" | 1500 |
| 636268 | Self-Drill, Indent HWH Non-Slotted, #3 Point Zinc Pltd. CR+3 | #12-14x3" | 1000 |
| 636272 | Self-Drill, Indent HWH Non-Slotted, #3 Point Zinc Pltd. CR+3 | #12-14x4" | 750 |
| 636280 | Self-Drill, Indent HWH Non-Slotted, #3 Point Zinc Pltd. CR+3 | 1/4"-14x3/4" | 3000 |
| 636282 | Self-Drill, Indent HWH Non-Slotted, #3 Point Zinc Pltd. CR+3 | 1/4"-14x1" | 2000 |
| 636284 | Self-Drill, Indent HWH Non-Slotted, #3 Point Zinc Pltd. CR+3 | 1/4"-14x1 1/4" | 2000 |
| 636286 | Self-Drill, Indent HWH Non-Slotted, #3 Point Zinc Pltd. CR+3 | 1/4"-14x1 1/2" | 1750 |
| 636288 | Self-Drill, Indent HWH Non-Slotted, #3 Point Zinc Pltd. CR+3 | 1/4"-14x2" | 1500 |
| 636290 | Self-Drill, Indent HWH Non-Slotted, #3 Point Zinc Pltd. CR+3 | 1/4"-14x3" | 1000 |

METAL TO METAL - #6 & #8 Diameters For Light Gauge Steel And Steel Studs. #10, #12, & 1/4" Diameters For Medium Gauge Steel And Steel Studs.

SELF-DRILL PAN HEAD



PH-2 Drive Bit For #6 To
#12 Diameters & PH-3 For
1/4" Diameter And Larger

- Pan Head
- Zinc Plated CR+3
- COO: Taiwan
- Carton Color: Red

| Part No. | Item Description | Size | Bulk Qty. |
|----------|--|--------------|-----------|
| 636330 | Self-Drill, Pan Phil, Zinc Plated CR+3 | #6-20x3/8" | 15000 |
| 636333 | Self-Drill, Pan Phil, Zinc Plated CR+3 | #6-20x1/2" | 15000 |
| 636336 | Self-Drill, Pan Phil, Zinc Plated CR+3 | #6-20x5/8" | 12000 |
| 636339 | Self-Drill, Pan Phil, Zinc Plated CR+3 | #6-20x3/4" | 10000 |
| 636342 | Self-Drill, Pan Phil, Zinc Plated CR+3 | #8-18x3/8" | 16000 |
| 636345 | Self-Drill, Pan Phil, Zinc Plated CR+3 | #8-18x1/2" | 10000 |
| 636348 | Self-Drill, Pan Phil, Zinc Plated CR+3 | #8-18x5/8" | 10000 |
| 636351 | Self-Drill, Pan Phil, Zinc Plated CR+3 | #8-18x3/4" | 10000 |
| 636354 | Self-Drill, Pan Phil, Zinc Plated CR+3 | #8-18x1" | 8000 |
| 636357 | Self-Drill, Pan Phil, Zinc Plated CR+3 | #8-18x1 1/2" | 5000 |
| 636360 | Self-Drill, Pan Phil, Zinc Plated CR+3 | #10-16x1/2" | 10000 |

METAL TO METAL - #6 & #8 Diameters For Light Gauge Steel And Steel Studs. #10, #12, & 1/4" Diameters For Medium Gauge Steel And Steel Studs

SELF-DRILL PAN HEAD



**PH-2 Drive Bit For #6 To
#12 Diameters & PH-3 For
1/4" Diameter And Larger**

- Pan Head
- Zinc Plated CR+3
- COO: Taiwan
- Carton Color: Red

| Part No. | Item Description | Size | Bulk Qty. |
|----------|--|---------------|-----------|
| 636363 | Self-Drill, Pan Phil, Zinc Plated CR+3 | #10-16x5/8" | 9000 |
| 636366 | Self-Drill, Pan Phil, Zinc Plated CR+3 | #10-16x3/4" | 8000 |
| 636369 | Self-Drill, Pan Phil, Zinc Plated CR+3 | #10-16x1" | 5000 |
| 636372 | Self-Drill, Pan Phil, Zinc Plated CR+3 | #10-16x1 1/2" | 3000 |
| 636375 | Self-Drill, Pan Phil, Zinc Plated CR+3 | #10-16x2" | 2000 |
| 636378 | Self-Drill, Pan Phil, Zinc Plated CR+3 | #10-16x2 1/2" | 2000 |
| 636381 | Self-Drill, Pan Phil, Zinc Plated CR+3 | #10-16x3" | 1400 |
| 636384 | Self-Drill, Pan Phil, Zinc Plated CR+3 | #12-14x3/4" | 6000 |
| 636387 | Self-Drill, Pan Phil, Zinc Plated CR+3 | #12-14x1" | 6000 |
| 636390 | Self-Drill, Pan Phil, Zinc Plated CR+3 | #12-14x1 1/2" | 4000 |
| 636393 | Self-Drill, Pan Phil, Zinc Plated CR+3 | #12-14x2" | 2000 |
| 636396 | Self-Drill, Pan Phil, Zinc Plated CR+3 | #12-14x2 1/2" | 1500 |
| 636399 | Self-Drill, Pan Phil, Zinc Plated CR+3 | #12-14x3" | 1000 |
| 636404 | Self-Drill, Pan Phil, Zinc Plated CR+3 | 1/4"-14x3" | 1000 |

METAL TO METAL - For Attaching Metal Roofing And Metal Wall Panels To Steel Studs. #10, #12, & 1/4" Diameters For Medium Gauge Steel And Steel Studs

SELF-DRILL HWH NON-SLOTTED



**Socket / Wrench Size
Will Vary Depending On
Screw Diameter Size**

- HWH, Hex Washer Head
- Non-Slotted
- Zinc Plated CR+3
- COO: Taiwan
- Carton Color: Red

| Part No. | Item Description | Size | Bulk Qty. |
|----------|---|----------------|-----------|
| 638010 | Self-Drill, Indent HWH w/Bonded Washer #3 Pt. Zinc CR+3 | #10-16x3/4" | 3500 |
| 638015 | Self-Drill, Indent HWH w/Bonded Washer #3 Pt. Zinc CR+3 | #10-16x1" | 3000 |
| 638020 | Self-Drill, Indent HWH w/Bonded Washer #3 Pt. Zinc CR+3 | #10-16x1 1/4" | 2500 |
| 638025 | Self-Drill, Indent HWH w/Bonded Washer #3 Pt. Zinc CR+3 | #10-16x1 1/2" | 2000 |
| 638030 | Self-Drill, Indent HWH w/Bonded Washer #3 Pt. Zinc CR+3 | #10-16x2" | 1500 |
| 638050 | Self-Drill, Indent HWH w/Bonded Washer #3 Pt. Zinc CR+3 | #12-14x3/4" | 2000 |
| 638055 | Self-Drill, Indent HWH w/Bonded Washer #3 Pt. Zinc CR+3 | #12-14x1" | 2000 |
| 638060 | Self-Drill, Indent HWH w/Bonded Washer #3 Pt. Zinc CR+3 | #12-14x1 1/4" | 1700 |
| 638065 | Self-Drill, Indent HWH w/Bonded Washer #3 Pt. Zinc CR+3 | #12-14x1 1/2" | 1500 |
| 638070 | Self-Drill, Indent HWH w/Bonded Washer #3 Pt. Zinc CR+3 | #12-14x2" | 1000 |
| 638100 | Self-Drill, Indent HWH w/Bonded Washer #3 Pt. Zinc CR+3 | 1/4"-14x3/4" | 2500 |
| 638105 | Self-Drill, Indent HWH w/Bonded Washer #3 Pt. Zinc CR+3 | 1/4"-14x1" | 2000 |
| 638110 | Self-Drill, Indent HWH w/Bonded Washer #3 Pt. Zinc CR+3 | 1/4"-14x1 1/4" | 1500 |
| 638115 | Self-Drill, Indent HWH w/Bonded Washer #3 Pt. Zinc CR+3 | 1/4"-14x1 1/2" | 1500 |
| 638120 | Self-Drill, Indent HWH w/Bonded Washer #3 Pt. Zinc CR+3 | 1/4"-14x2" | 1000 |

CEMENT BOARD TO WOOD - For Attaching Cement And Fiber Board To Wood And Wood Studs

FLAT HEAD COMBO-DRIVE



Drive Bit: ACR-2

| Part No. | Item Description | Size | Bulk Qty. |
|----------|--|-------------|-----------|
| V10010 | Sharp Point, Cement Board, Combo Drive - Green Coating | #9 x 1-1/4" | 5000 |
| V10020 | Sharp Point, Cement Board, Combo Drive - Green Coating | #9 x 1-5/8" | 4000 |
| V10030 | Sharp Point, Cement Board, Combo Drive - Green Coating | #9 x 2-1/4" | 2000 |

*Phillips/Slotted combo drive is one of the most secure fitting drive recesses on the market, allowing installers the option of using the PH-2 ACR, (Anti Cam-Out Ribs) bit included in each box. **1500 hr. salt spray** assures longevity against corrosion with extremely fast install speeds and leaves a perfectly flush finish*

CEMENT BOARD TO METAL - For Attaching Cement And Fiber Board To Steel Studs

FLAT HEAD POSI-DRIVE



Drive Bit: ACR-2

| Part No. | Item Description | Size | Bulk Qty. |
|----------|---|-------------|-----------|
| V10110 | SDS, Cement Board, Posi-Drive - Green Coating | #8 x 1-1/4" | 5000 |
| V10120 | SDS, Cement Board, Posi-Drive - Green Coating | #8 x 1-5/8" | 4000 |
| V10130 | SDS, Cement Board, Posi-Drive - Green Coating | #8 x 2-1/4" | 2000 |

*Posi-Drive Cross-Recess drive is one of the most secure fitting drive recesses on the market. **1500 hr. salt spray** assures longevity against corrosion with extremely fast install speeds and leaves a perfectly flush finish*

DRYWALL, SELF-DRILL, DECKING & CONCRETE SCREW BITS

DRIVE BITS


| Part No. | Item Description | Size | Pkg. Qty. |
|----------|--|--------------|-----------|
| • 926918 | PHR-2, (Phillips Head Reduced) Drywall Screw Drive Bit | PHR-2 x 1" | 20 pcs. |
| T50002 | PH-1 Drive Bit, #1 x 1" Phillips Drive | PH-1 x 1" | 20 pcs. |
| • T50003 | PH-2 Drive Bit, #2 x 1" Phillips Drive for Self-Drill Screws | PH-2 x 1" | 20 pcs. |
| T50004 | PH-3 Drive Bit, #3 x 1" Phillips Drive | PH-3 x 1" | 20 pcs. |
| T50006 | PH-4 Drive Bit, #4 x 1" Phillips Drive | PH-4 x 1" | 20 pcs. |
| T50009 | PH-1 Drive Bit, #1 x 2" Phillips Drive | PH-1 x 2" | 20 pcs. |
| T50010 | PH-2 Drive Bit, #2 x 2" Phillips Drive | PH-2 x 2" | 20 pcs. |
| T50011 | PH-3 Drive Bit, #3 x 2" Phillips Drive | PH-2 x 2" | 20 pcs. |
| T50100 | PH-1 Drive Bit, #1 x 6" Phillips Drive | PH-1 x 6" | 20 pcs. |
| T50101 | PH-2 Drive Bit, #2 x 6" Phillips Drive | PH-2 x 6" | 20 pcs. |
| T50102 | PH-3 Drive Bit, #3 x 6" Phillips Drive | PH-3 x 6" | 20 pcs. |
| T50103 | PH-2 Drive Bit w/Stopper Collar, #2 x 1" Phillips Head | PH-2 x 1" SC | 20 pcs. |
| ♦ 906639 | 1" PSD2 Phil/Square Drive Bit with (ACR) Anti Cam-Out Ribs | 1" Length | 5 pcs. |
| ♦ 906640 | 1" PSD2 Phil/Square Drive Bit with (ACR) Anti Cam-Out Ribs | 1" Length | 2 pcs. |
| ♦ 906641 | 1" PSD2 #2 Sq. Bit w/ (ACR) Anti Cam-Out Ribs for Composite Screws | 1" Length | 2 pcs. |
| ♦ 906642 | 2" PSD2 Phil/Square Drive Bit with (ACR) Anti Cam-Out Ribs | 2" Length | 5 pcs. |
| ♦ 906643 | 2" PSD2 Phil/Square Drive Bit with (ACR) Anti Cam-Out Ribs | | 2 pcs. |
| T52002 | 2F-3R Drive Bit, 2-3 x 1" Slotted Drive | 2F-3R x 1" | 20 pcs. |



• Bits are suggested to properly install specific Proferred screws.
♦ ACR bits are used with Phillips combo drive screws only.

DRYWALL, SELF-DRILL, DECKING & CONCRETE SCREW BITS

DRIVE BITS




| Part No. | Item Description | Size | Pkg. Qty. |
|----------|--|--------------|-----------|
| T52004 | 4F-5R Drive Bit, 4-5 x 1" Slotted Drive | 4F-5R x 1" | 20 pcs. |
| T52005 | 5F-6R Drive Bit, 5-6 x 1" Slotted Drive | 5F-6R x 1" | 20 pcs. |
| T52006 | 6F-7R Drive Bit, 6-7 x 1" Slotted Drive | 6F-7R x 1" | 20 pcs. |
| T52007 | 8F-10R Drive Bit, 8-10 x 1" Slotted Drive | 8F-10R x 1" | 20 pcs. |
| T52008 | 10F-12R Drive Bit, 10-12 x 1" Slotted Drive | 10F-12R x 1" | 20 pcs. |
| T52009 | 12F-14R Drive Bit, 12-14 x 1" Slotted Drive | 12F-14R x 1" | 20 pcs. |
| T52010 | 14F-16R Drive Bit, 14-16 x 1" Slotted Drive | 14F-16R x 1" | 20 pcs. |
| T59100 | #1 x 1" Drive Bit, Square Drive | #1 X 1" | 20 pcs. |
| T59101 | #1 x 2" Drive Bit, Square Drive | #1 X 2" | 20 pcs. |
| T59102 | #1 x 6" Drive Bit, Square Drive | #1 X 6" | 20 pcs. |
| • T59103 | #2 x 1" Drive Bit, Square Drive for Phillips Brand Deck Screws | #2 X 1" | 20 pcs. |
| • T59104 | #2 x 1" Drive Bit, Square Drive for Phillips Brand Deck Screws | #2 X 2" | 20 pcs. |
| • T59105 | #2 x 1" Drive Bit, Square Drive for Phillips Brand Deck Screws | #2 X 6" | 20 pcs. |
| T59106 | #3 x 1" Drive Bit, Square Drive | #3 X 1" | 20 pcs. |
| T59107 | #3 x 2" Drive Bit, Square Drive | #3 X 2" | 20 pcs. |
| T59108 | #3 x 6" Drive Bit, Square Drive | #3 X 6" | 20 pcs. |
| T58100 | T6 x 1" Drive Bit, 6 Lobe Star Drive | T6 X 1" | 20 pcs. |
| T58101 | T7 x 1" Drive Bit, 6 Lobe Star Drive | T7 X 1" | 20 pcs. |
| T58102 | T8 x 1" Drive Bit, 6 Lobe Star Drive | T8 X 1" | 20 pcs. |
| T58103 | T9 x 1" Drive Bit, 6 Lobe Star Drive | T9 X 1" | 20 pcs. |
| T58104 | T10 x 1" Drive Bit, 6 Lobe Star Drive | T10 X 1" | 20 pcs. |
| T58105 | T15 x 1" Drive Bit, 6 Lobe Star Drive | T15 X 1" | 20 pcs. |
| • T58106 | T20 x 1" Drive Bit, 6 Lobe Star Drive for Pro Max Deck Screws | T20 X 1" | 20 pcs. |
| • T58107 | T25 x 1" Drive Bit, 6 Lobe Star Drive for Pro Max Deck Screws | T25 X 1" | 20 pcs. |
| T58108 | T27 x 1" Drive Bit, 6 Lobe Star Drive | T27 X 1" | 20 pcs. |

• Bits are suggested to properly install specific Proferred screws.

DRYWALL, SELF-DRILL, DECKING & CONCRETE SCREW BITS

DRIVE BITS



| Part No. | Item Description | Size | Pkg. Qty. |
|----------|---------------------------------------|------------|-----------|
| T58109 | T30 x 1" Drive Bit, 6 Lobe Star Drive | T30 X 1" | 20 pcs. |
| T58110 | T49 x 1" Drive Bit, 6 Lobe Star Drive | T40 X 1" | 20 pcs. |
| T58111 | T10 x 2" Drive Bit, 6 Lobe Star Drive | T10 X 2" | 20 pcs. |
| T58112 | T15 x 2" Drive Bit, 6 Lobe Star Drive | T15 X 2" | 20 pcs. |
| T58113 | T20 x 2" Drive Bit, 6 Lobe Star Drive | T20 X 2" | 20 pcs. |
| T58114 | T25 x 2" Drive Bit, 6 Lobe Star Drive | T25 X 2" | 20 pcs. |
| T58115 | T27 x 2" Drive Bit, 6 Lobe Star Drive | T27 X 2" | 20 pcs. |
| T58116 | T30 x 2" Drive Bit, 6 Lobe Star Drive | T30 X 2" | 20 pcs. |
| T58117 | T40 x 2" Drive Bit, 6 Lobe Star Drive | T40 X 2" | 20 pcs. |
| T12100 | 5/64" x 1" Drive Bit, Hex Drive | 5/64" X 1" | 20 pcs. |
| T12101 | 3/32" x 1" Drive Bit, Hex Drive | 3/32" X 1" | 20 pcs. |
| T12102 | 7/64" x 1" Drive Bit, Hex Drive | 7/64" X 1" | 20 pcs. |
| T12103 | 1/8" x 1" Drive Bit, Hex Drive | 1/8" X 1" | 20 pcs. |

DRYWALL, SELF-DRILL, DECKING & CONCRETE SCREW BITS

DRIVE BITS



5/16" x 1-3/4" Magnetic Nut Setter



1/2" x 2-9/16" Magnetic Nut Setter



3/8" x 1-3/4" Impact Nut Driver

| Part No. | Item Description | Size | Pkg. Qty. |
|----------|---|-----------------|-----------|
| T12104 | 5/32" x 1" Drive Bit, Hex Drive | 5/32" X 1" | 20 pcs. |
| T12105 | 3/16" x 1" Drive Bit, Hex Drive | 3/16" X 1" | 20 pcs. |
| T51001 | 3/16" x 1-3/4" x 1/4" Magnetic Nut Setter | 3/16" x 1-3/4" | 5 pcs. |
| T51003 | 1/4" x 1-3/4" x 1/4" Magnetic Nut Setter | 1/4" x 1-3/4" | 5 pcs. |
| T51005 | 5/16" x 1-3/4" x 1/4" Magnetic Nut Setter | 5/16" x 1-3/4" | 5 pcs. |
| T51006 | 3/8" x 1-3/4" x 1/4" Magnetic Nut Setter | 3/8" x 1-3/4" | 5 pcs. |
| T51104 | 7/16" x 1-3/4" x 1/4" Magnetic Nut Setter | 7/16" x 1-3/4" | 5 pcs. |
| T51008 | 1/2" x 1-3/4" x 1/4" Magnetic Nut Setter | 1/2" x 1-3/4" | 5 pcs. |
| T51100 | 1/4" x 2-9/16" x 1/4" Magnetic Nut Setter | 1/4" x 2-9/16" | 5 pcs. |
| T51101 | 5/16" x 2-9/16" x 1/4" Magnetic Nut Setter | 5/16" x 2-9/16" | 5 pcs. |
| T51103 | 3/8" x 2-9/16" x 1/4" Magnetic Nut Setter | 3/8" x 2-9/16" | 5 pcs. |
| T51106 | 1/2" x 2-9/16" x 1/4" Magnetic Nut Setter | 1/2" x 2-9/16" | 5 pcs. |
| • T51107 | 7/16" Lag Driver w/Sleeve | 7/16" | 5 pcs. |
| T51200 | 1/4" x 1-3/4" Impact Nut Driver, (Magnetic) | 1/4" X 1-3/4" | 5 pcs. |
| T51201 | 1/4" x 2-9/16" Impact Nut Driver, (Magnetic) | 1/4" X 2-9/16" | 5 pcs. |
| T51202 | 1/4" x 4" Impact Nut Driver, (Magnetic) | 1/4" X 4" | 5 pcs. |
| T51203 | 1/4" x 6" Impact Nut Driver, (Magnetic) | 1/4" X 6" | 5 pcs. |
| T51205 | 5/16" x 2-9/16" Impact Nut Driver, (Magnetic) | 5/16" X 2-9/16" | 5 pcs. |
| T51206 | 5/16" x 4" Impact Nut Driver, (Magnetic) | 5/16" X 4" | 5 pcs. |
| T51207 | 5/16" x 6" Impact Nut Driver, (Magnetic) | 5/16" X 6" | 5 pcs. |
| T51208 | 3/8" x 1-3/4" Impact Nut Driver, (Magnetic) | 3/8" X 1-3/4" | 5 pcs. |
| T51209 | 3/8" x 2-9/16" Impact Nut Driver, (Magnetic) | 3/8" X 2-9/16" | 5 pcs. |
| T51210 | 3/8" x 4" Impact Nut Driver, (Magnetic) | 3/8" X 4" | 5 pcs. |
| T51211 | 3/8" x 6" Impact Nut Driver, (Magnetic) | 3/8" X 6" | 5 pcs. |

• Bits are suggested to properly install specific Proferred screws.

WOOD TO WOOD - For Wood Deck, Fencing, And All Exterior Wood Applications - Bronze

MAX DRIVE DECK SCREWS

| Part No. | Item Description | Size | Case Qty |
|----------|---|--------------|----------|
| V56081 | Max Drive, 6 Lobe, Flat Head w/Nibs, Bronze, T-20 bit | #8 x 2" | 1500 |
| V56091 | Max Drive, 6 Lobe, Flat Head w/Nibs, Bronze, T-25 bit | #9 x 2-1/2" | 1400 |
| V56092 | Max Drive, 6 Lobe, Flat Head w/Nibs, Bronze, T-25 bit | #9 x 3" | 1200 |
| V56101 | Max Drive, 6 Lobe, Flat Head w/Nibs, Bronze, T-25 bit | #10 x 2-1/2" | 960 |
| V56102 | Max Drive, 6 Lobe, Flat Head w/Nibs, Bronze, T-25 bit | #10 x 3" | 840 |
| V56103 | Max Drive, 6 Lobe, Flat Head w/Nibs, Bronze, T-25 bit | #10 x 3-1/2" | 720 |
| V56104 | Max Drive, 6 Lobe, Flat Head w/Nibs, Bronze, T-25 bit | #10 x 4" | 600 |

- Requires no pre-drilling • Compatible for ACQ treated lumber
- SKT coating - 1,500 hour salt spray • For use in all exterior wood applications
- 6 lobe drive recess provides tighter bit engagement, assuring you have maximum drive torque throughout the entire job with no cam-outs
- Sharp points and serrated thread design allows for extremely fast penetration and overall installation, saving you time and money
- Sold in 3 lb. plastic jars with quick release lid for ease of product access. Sold in full case quantities only, 4 jars per case



Drive Bit:
T20 6 Lobe For
#8 Diameter Screws
T25 6 Lobe For
#9 & #10 Diameter Screws

WOOD TO WOOD - For Wood Deck, Fencing, And All Exterior Wood Applications - 305 Stainless Steel

MAX DRIVE DECK SCREWS

| Part No. | Item Description | Size | Case Qty |
|----------|--|--------------|----------|
| V57081 | Max Drive, 6 Lobe, Flat Head w/Nibs, 305 Stainless Steel, T-20 bit | #8 x 2" | 1500 |
| V57091 | Max Drive, 6 Lobe, Flat Head w/Nibs, 305 Stainless Steel, T-25 bit | #9 x 2-1/2" | 1400 |
| V57092 | Max Drive, 6 Lobe, Flat Head w/Nibs, 305 Stainless Steel, T-25 bit | #9 x 3" | 1200 |
| V57101 | Max Drive, 6 Lobe, Flat Head w/Nibs, 305 Stainless Steel, T-25 bit | #10 x 2-1/2" | 960 |
| V57102 | Max Drive, 6 Lobe, Flat Head w/Nibs, 305 Stainless Steel, T-25 bit | #10 x 3" | 840 |
| V57103 | Max Drive, 6 Lobe, Flat Head w/Nibs, 305 Stainless Steel, T-25 bit | #10 x 3-1/2" | 720 |
| V57104 | Max Drive, 6 Lobe, Flat Head w/Nibs, 305 Stainless Steel, T-25 bit | #10 x 4" | 600 |

- Requires no pre-drilling • Compatible for ACQ treated lumber
- 305 stainless steel provides additional corrosion protection • For use in all exterior wood applications
- 6 lobe drive recess provides tighter bit engagement, assuring you have maximum drive torque throughout the entire job with no cam-outs
- Sharp points and serrated thread design allows for extremely fast penetration and overall installation, saving you time and money
- Sold in 3 lb. plastic jars with quick release lid for ease of product access. Sold in full case quantities only, 4 jars per case



Drive Bit:
T20 6 Lobe For
#8 Diameter Screws
T25 6 Lobe For
#9 & #10 Diameter Screws



6 lobe drive recess provides tight bit engagement, assuring you have maximum drive torque throughout the entire job.
El resaca de 6 lobos proporciona un acoplamiento apriete asegurado, lo que garantiza que tenga máximo torque durante todo el trabajo.



Sharp points and serrated thread design allows for extremely fast penetration and overall installation.
Puntas afiladas y diseño de rosca dentada permiten una penetración extraordinariamente rápida.



SKT Coating® approved for ACO treated woods and high anti-corrosion offering up to 1500 hours salt spray resistance.
SKT Coating® aprobado para madera tratada ACO, contra la corrosión hasta 1500 horas Niebla de sal.



Proferred MEX DRIVE
Designed for Ultimate Performance

Professional Decking & Outdoors Wood Screws
Tornillos profesional para aplicaciones de madera

ITEM NO. V56104

BRONZE BRONCEADO



#10 x 4"

FREE
BIT INCLUDED
BROCA DE 6
LOBULOS INCLUIDA

3 LBS

150 PCS

WOOD TO WOOD - For Installing Wood Decking, Fencing, And All Wood Applications - Tan

DECK SCREWS



**Drive Bit:
PH-2-2 or ACR-2**

| Part No. | Item Description | Size | Case Qty |
|----------|---|-------------|----------|
| P55010 | Phillips Combo Drive Deck Screws, 1lb. #2 Phil ACR or #2 Sq. Drive Bit | #7 x 1 1/4" | 25 |
| P55020 | Phillips Combo Drive Deck Screws, 1lb. #2 Phil ACR or #2 Sq. Drive Bit | #8 x 1 5/8" | 25 |
| P55030 | Phillips Combo Drive Deck Screws, 1lb. #2 Phil ACR or #2 Sq. Drive Bit | #9 x 2" | 25 |
| P55035 | Phillips Combo Drive Deck Screws, 1lb. #2 Phil ACR or #2 Sq. Drive Bit | #9 x 2 1/2" | 25 |
| P55040 | Phillips Combo Drive Deck Screws, 1lb. #2 Phil ACR or #2 Sq. Drive Bit | #9 x 3" | 25 |
| P55045 | Phillips Combo Drive Deck Screws, 1lb. #2 Phil ACR or #2 Sq. Drive Bit | #9 x 3 1/2" | 25 |
| P55020 | Phillips Combo Drive Deck Screws, 5lb. #2 Phil ACR or #2 Sq. Drive Bit | #8 x 1 5/8" | 8 |
| P55030 | Phillips Combo Drive Deck Screws, 5lb. #2 Phil ACR or #2 Sq. Drive Bit | #9 x 2" | 8 |
| P55035 | Phillips Combo Drive Deck Screws, 5lb. #2 Phil ACR or #2 Sq. Drive Bit | #9 x 2 1/2" | 8 |
| P55040 | Phillips Combo Drive Deck Screws, 5lb. #2 Phil ACR or #2 Sq. Drive Bit | #9 x 3" | 8 |
| P55045 | Phillips Combo Drive Deck Screws, 5lb. #2 Phil ACR or #2 Sq. Drive Bit | #9 x 3 1/2" | 8 |
| P55020 | Phillips Combo Drive Deck Screws, 25lb. #2 Phil ACR or #2 Sq. Drive Bit | #8 x 1 5/8" | 1 |
| P55035 | Phillips Combo Drive Deck Screws, 25lb. #2 Phil ACR or #2 Sq. Drive Bit | #9 x 2 1/2" | 1 |
| P55040 | Phillips Combo Drive Deck Screws, 25lb. #2 Phil ACR or #2 Sq. Drive Bit | #9 x 3" | 1 |

- Phillips square drive with ACR® • Double head transition • Durafast® proprietary coating
- Compatible for ACQ treated lumber • ACR, anti cam-out ribs on drive bit and inside screw recess
- Head recess that won't strip or cam-out even in hard woods • Off angle driveability
- 35% more steel under the screw head where most screws snap
- Durafast® offers exceptional corrosive resistance against moisture and wood enzymes that will not rust • Sold in full case quantities only

WOOD TO WOOD - For Installing Wood Decking, Fencing, And All Wood Applications - Red

DECK SCREWS



**Drive Bit:
PH-2-2 or ACR-2**

| Part No. | Item Description | Size | Case Qty |
|----------|---|-------------|----------|
| P56010 | Phillips Combo Drive Deck Screws, 1lb. #2 Phil ACR or #2 Sq. Drive Bit | #7 x 1 1/4" | 25 |
| P56020 | Phillips Combo Drive Deck Screws, 1lb. #2 Phil ACR or #2 Sq. Drive Bit | #8 x 1 5/8" | 25 |
| P56030 | Phillips Combo Drive Deck Screws, 1lb. #2 Phil ACR or #2 Sq. Drive Bit | #9 x 2" | 25 |
| P56035 | Phillips Combo Drive Deck Screws, 1lb. #2 Phil ACR or #2 Sq. Drive Bit | #9 x 2 1/2" | 25 |
| P56040 | Phillips Combo Drive Deck Screws, 1lb. #2 Phil ACR or #2 Sq. Drive Bit | #9 x 3" | 25 |
| P56045 | Phillips Combo Drive Deck Screws, 1lb. #2 Phil ACR or #2 Sq. Drive Bit | #9 x 3 1/2" | 25 |
| P56020 | Phillips Combo Drive Deck Screws, 5lb. #2 Phil ACR or #2 Sq. Drive Bit | #8 x 1 5/8" | 8 |
| P56030 | Phillips Combo Drive Deck Screws, 5lb. #2 Phil ACR or #2 Sq. Drive Bit | #9 x 2" | 8 |
| P56035 | Phillips Combo Drive Deck Screws, 5lb. #2 Phil ACR or #2 Sq. Drive Bit | #9 x 2 1/2" | 8 |
| P56040 | Phillips Combo Drive Deck Screws, 5lb. #2 Phil ACR or #2 Sq. Drive Bit | #9 x 3" | 8 |
| P56045 | Phillips Combo Drive Deck Screws, 5lb. #2 Phil ACR or #2 Sq. Drive Bit | #9 x 3 1/2" | 8 |
| P56020 | Phillips Combo Drive Deck Screws, 25lb. #2 Phil ACR or #2 Sq. Drive Bit | #8 x 1 5/8" | 1 |
| P56035 | Phillips Combo Drive Deck Screws, 25lb. #2 Phil ACR or #2 Sq. Drive Bit | #9 x 2 1/2" | 1 |
| P56040 | Phillips Combo Drive Deck Screws, 25lb. #2 Phil ACR or #2 Sq. Drive Bit | #9 x 3" | 1 |

- Phillips square drive with ACR® • Double head transition • Durafast® proprietary coating
- Compatible for ACQ treated lumber • ACR, anti cam-out ribs on drive bit and inside screw recess
- Head recess that won't strip or cam-out even in hard woods • Off angle driveability
- 35% more steel under the screw head where most screws snap
- Durafast® offers exceptional corrosive resistance against moisture and wood enzymes that will not rust • Sold in full case quantities only

WOOD TO WOOD - For Installing Wood Decking, Fencing, And All Wood Applications - Green

DECK SCREWS




**Drive Bit:
PH-2-2 or ACR-2**

| Part No. | Item Description | Size | Case Qty |
|----------|---|-------------|----------|
| P54010 | Phillips Combo Drive Deck Screws, 1lb. #2 Phil ACR or #2 Sq. Drive Bit | #7 x 1 1/4" | 25 |
| P54015 | Phillips Combo Drive Deck Screws, 1lb. #2 Phil ACR or #2 Sq. Drive Bit | #8 x 1 5/8" | 25 |
| P54020 | Phillips Combo Drive Deck Screws, 1lb. #2 Phil ACR or #2 Sq. Drive Bit | #9 x 2" | 25 |
| P54025 | Phillips Combo Drive Deck Screws, 1lb. #2 Phil ACR or #2 Sq. Drive Bit | #9 x 2 1/2" | 25 |
| P54030 | Phillips Combo Drive Deck Screws, 1lb. #2 Phil ACR or #2 Sq. Drive Bit | #9 x 3" | 25 |
| P54035 | Phillips Combo Drive Deck Screws, 1lb. #2 Phil ACR or #2 Sq. Drive Bit | #9 x 3 1/2" | 25 |
| P54040 | Phillips Combo Drive Deck Screws, 1lb. #2 Phil ACR or #2 Sq. Drive Bit | #9 x 4" | 25 |
| P54010 | Phillips Combo Drive Deck Screws, 5lb. #2 Phil ACR or #2 Sq. Drive Bit | #7 x 1 1/4" | 8 |
| P54015 | Phillips Combo Drive Deck Screws, 5lb. #2 Phil ACR or #2 Sq. Drive Bit | #8 x 1 5/8" | 8 |
| P54020 | Phillips Combo Drive Deck Screws, 5lb. #2 Phil ACR or #2 Sq. Drive Bit | #9 x 2" | 8 |
| P54025 | Phillips Combo Drive Deck Screws, 5lb. #2 Phil ACR or #2 Sq. Drive Bit | #9 x 2 1/2" | 8 |
| P54030 | Phillips Combo Drive Deck Screws, 5lb. #2 Phil ACR or #2 Sq. Drive Bit | #9 x 3" | 8 |
| P54035 | Phillips Combo Drive Deck Screws, 5lb. #2 Phil ACR or #2 Sq. Drive Bit | #9 x 3 1/2" | 8 |
| P54040 | Phillips Combo Drive Deck Screws, 5lb. #2 Phil ACR or #2 Sq. Drive Bit | #9 x 4" | 8 |
| P54015 | Phillips Combo Drive Deck Screws, 25lb. #2 Phil ACR or #2 Sq. Drive Bit | #8 x 1 5/8" | 1 |
| P54020 | Phillips Combo Drive Deck Screws, 25lb. #2 Phil ACR or #2 Sq. Drive Bit | #9 x 2" | 1 |
| P54025 | Phillips Combo Drive Deck Screws, 25lb. #2 Phil ACR or #2 Sq. Drive Bit | #9 x 2 1/2" | 1 |
| P54030 | Phillips Combo Drive Deck Screws, 25lb. #2 Phil ACR or #2 Sq. Drive Bit | #9 x 3" | 1 |

- Phillips square drive with ACR® • Double head transition • Durafast® proprietary coating
- Compatible for ACQ treated lumber • ACR, anti cam-out ribs on drive bit and inside screw recess
- Head recess that won't strip or cam-out even in hard woods • Off angle driveability
- 35% more steel under the screw head where most screws snap
- Durafast® offers exceptional corrosive resistance against moisture and wood enzymes that will not rust • Sold in full case quantities only

For Installing Composite Decking - Available In Gray, Tan & Red

DECK SCREWS



**Drive Bit:
#2 Square Drive**

| Part No. | Item Description | Size | Case Qty. |
|----------|--|--------------|-----------|
| P61647 | Square Drive Composite Deck Screws, 5lb. - Gray | #10 x 2 1/2" | 8 |
| P61647 | Square Drive Composite Deck Screws, 25lb. - Gray | #10 x 2 1/2" | 1 |
| P61656 | Square Drive Composite Deck Screws, 5lb. - Gray | #10 x 3" | 8 |
| P61656 | Square Drive Composite Deck Screws, 25lb. - Gray | #10 x 3" | 1 |
| P61648 | Square Drive Composite Deck Screws, 5lb. - Tan | #10 x 2 1/2" | 8 |
| P61648 | Square Drive Composite Deck Screws, 25lb. - Tan | #10 x 2 1/2" | 1 |
| P61660 | Square Drive Composite Deck Screws, 5lb. - Tan | #10 x 3" | 8 |
| P61660 | Square Drive Composite Deck Screws, 25lb. - Tan | #10 x 3" | 1 |
| P61649 | Square Drive Composite Deck Screws, 5lb. - Red | #10 x 2 1/2" | 8 |
| P61649 | Square Drive Composite Deck Screws, 25lb. - Red | #10 x 2 1/2" | 1 |
| P61658 | Square Drive Composite Deck Screws, 5lb. - Red | #10 x 3" | 8 |
| P61658 | Square Drive Composite Deck Screws, 25lb. - Red | #10 x 3" | 1 |

- Patented thread design reduces mushrooming, pulling materials inward, leaving a clean smooth partial free finish • Durafast® patent finish will not rust
- Small head design presents a clean, great finished look

WOOD TO WOOD - For Installing Wood Decks, Fencing, And Other Wood Projects

DECK SCREWS




**Drive Bit:
#2, #3 Square Drive**

| Part No. | Item Description | Size | Case Qty. |
|----------|--|----------------|-----------|
| V02313 | Stainless 18-8, Bugle Head - Square Drive Deck Screws, Type-17 Pt. | #8-8 x 1-1/4" | 4,000 |
| V02315 | Stainless 18-8, Bugle Head - Square Drive Deck Screws, Type-17 Pt. | #8-8 x 1-1/2" | 3,000 |
| V02317 | Stainless 18-8, Bugle Head - Square Drive Deck Screws, Type-17 Pt. | #8-8 x 1-5/8" | 3,000 |
| V02321 | Stainless 18-8, Bugle Head - Square Drive Deck Screws, Type-17 Pt. | #8-8 x 2" | 2,500 |
| V02323 | Stainless 18-8, Bugle Head - Square Drive Deck Screws, Type-17 Pt. | #8-8 x 2-1/4" | 2,000 |
| V02325 | Stainless 18-8, Bugle Head - Square Drive Deck Screws, Type-17 Pt. | #8-8 x 2-1/2" | 2,000 |
| V02327 | Stainless 18-8, Bugle Head - Square Drive Deck Screws, Type-17 Pt. | #8-8 x 2-3/4" | 1,500 |
| V02331 | Stainless 18-8, Bugle Head - Square Drive Deck Screws, Type-17 Pt. | #8-8 x 3" | 1,500 |
| V02435 | Stainless 18-8, Bugle Head - Square Drive Deck Screws, Type-17 Pt. | #10-8 x 2" | 2,000 |
| V02436 | Stainless 18-8, Bugle Head - Square Drive Deck Screws, Type-17 Pt. | #10-8 x 2-1/4" | 1,500 |
| V02437 | Stainless 18-8, Bugle Head - Square Drive Deck Screws, Type-17 Pt. | #10-8 x 2-1/2" | 1,500 |
| V02438 | Stainless 18-8, Bugle Head - Square Drive Deck Screws, Type-17 Pt. | #10-8 x 2-3/4" | 1,400 |
| V02439 | Stainless 18-8, Bugle Head - Square Drive Deck Screws, Type-17 Pt. | #10-8 x 3" | 1,200 |
| V02440 | Stainless 18-8, Bugle Head - Square Drive Deck Screws, Type-17 Pt. | #10-8 x 3-1/2" | 1,000 |
| V02441 | Stainless 18-8, Bugle Head - Square Drive Deck Screws, Type-17 Pt. | #10-8 x 4" | 1,000 |
| V02505 | Stainless 18-8, Bugle Head - Square Drive Deck Screws, Type-17 Pt. | #12-7 x 2" | 1,200 |
| V02506 | Stainless 18-8, Bugle Head - Square Drive Deck Screws, Type-17 Pt. | #12-7 x 2-1/2" | 1,200 |
| V02507 | Stainless 18-8, Bugle Head - Square Drive Deck Screws, Type-17 Pt. | #12-7 x 3" | 1,000 |
| V02508 | Stainless 18-8, Bugle Head - Square Drive Deck Screws, Type-17 Pt. | #12-7 x 4" | 800 |
| V02509 | Stainless 18-8, Bugle Head - Square Drive Deck Screws, Type-17 Pt. | #12-7 x 4-1/2" | 600 |
| V02510 | Stainless 18-8, Bugle Head - Square Drive Deck Screws, Type-17 Pt. | #12-7 x 5" | 600 |
| V02611 | Stainless 18-8, Bugle Head - Square Drive Deck Screws, Type-17 Pt. | #14-7 x 6" | 350 |

- Type-17 point for fast penetration • Square drive recess assures less cam-outs and less fatigue
- 18-8 stainless for superior corrosion resistance

WOOD TO WOOD - For Installing Wood Decks, Fencing, And Other Wood Projects

DECK SCREWS



**Drive Bit:
#2 Square Drive**

| Part No. | Item Description | Size | Case Qty. |
|----------|---|----------------|-----------|
| V04116 | Stainless 18-8, Bugle Head - Square Drive Deck Screws w/Nibs, Type-17 | #6-9 X 1-5/8" | 3,500 |
| V04313 | Stainless 18-8, Bugle Head - Square Drive Deck Screws w/Nibs, Type-17 | #8-8 x 1-1/4" | 4,000 |
| V04315 | Stainless 18-8, Bugle Head - Square Drive Deck Screws w/Nibs, Type-17 | #8-8 X 1-1/2" | 3,000 |
| V04317 | Stainless 18-8, Bugle Head - Square Drive Deck Screws w/Nibs, Type-17 | #8-8 X 1-5/8" | 3,000 |
| V04319 | Stainless 18-8, Bugle Head - Square Drive Deck Screws w/Nibs, Type-17 | #8-8 X 1-3/4" | 3,000 |
| V04321 | Stainless 18-8, Bugle Head - Square Drive Deck Screws w/Nibs, Type-17 | #8-8 X 2" | 2,500 |
| V04325 | Stainless 18-8, Bugle Head - Square Drive Deck Screws w/Nibs, Type-17 | #8-8 X 2-1/2" | 2,000 |
| V04331 | Stainless 18-8, Bugle Head - Square Drive Deck Screws w/Nibs, Type-17 | #8-8 X 3" | 1,500 |
| V04437 | Stainless 18-8, Bugle Head - Square Drive Deck Screws w/Nibs, Type-17 | #10-8 X 2-1/2" | 1,500 |
| V04439 | Stainless 18-8, Bugle Head - Square Drive Deck Screws w/Nibs, Type-17 | #10-8 X 3" | 1,200 |
| V04440 | Stainless 18-8, Bugle Head - Square Drive Deck Screws w/Nibs, Type-17 | #10-8 X 3-1/2" | 1,000 |

- Type-17 point for fast penetration • Square drive recess assures less cam-outs and less fatigue
- 18-8 stainless for superior corrosion resistance

WOOD TO WOOD - For Installing Wood Decks, Fencing, And Other Wood Projects

DECK SCREWS




Drive Bit: PH-2

| Part No. | Item Description | Size | Case Qty. |
|----------|---|----------------|-----------|
| V03116 | Stainless 18-8, Bugle Head - #2 Phillips Drive Deck Screws, Type-17 Pt. | #6-9 x 1-5/8" | 3,500 |
| V03317 | Stainless 18-8, Bugle Head - #2 Phillips Drive Deck Screws, Type-17 Pt. | #8-8 x 1-5/8" | 3,000 |
| V03321 | Stainless 18-8, Bugle Head - #2 Phillips Drive Deck Screws, Type-17 Pt. | #8-8 x 2" | 2,500 |
| V03323 | Stainless 18-8, Bugle Head - #2 Phillips Drive Deck Screws, Type-17 Pt. | #8-8 x 2-1/4" | 2,000 |
| V03325 | Stainless 18-8, Bugle Head - #2 Phillips Drive Deck Screws, Type-17 Pt. | #8-8 x 2-1/2" | 2,000 |
| V03331 | Stainless 18-8, Bugle Head - #2 Phillips Drive Deck Screws, Type-17 Pt. | #8-8 x 3" | 1,500 |
| V03437 | Stainless 18-8, Bugle Head - #2 Phillips Drive Deck Screws, Type-17 Pt. | #10-8 x 2-1/2" | 1,500 |
| V03439 | Stainless 18-8, Bugle Head - #2 Phillips Drive Deck Screws, Type-17 Pt. | #10-8 x 3" | 1,200 |
| V03440 | Stainless 18-8, Bugle Head - #2 Phillips Drive Deck Screws, Type-17 Pt. | #10-8 x 3-1/2" | 1,000 |

• Type-17 point for fast penetration • 18-8 stainless for superior corrosion resistance

WOOD TO WOOD - For Installing Wood Decks, Fencing, And Other Wood Projects

DECK SCREWS



**Drive Bit:
#2, #3 Square Drive**

| Part No. | Item Description | Size | Case Qty. |
|----------|---|----------------|-----------|
| V05433 | Stainless 316, Bugle Head - Square Drive Deck Screws, Type-17 Pt. | #10-8 x 1-5/8" | 2,500 |
| V05435 | Stainless 316, Bugle Head - Square Drive Deck Screws, Type-17 Pt. | #10-8 x 2" | 2,000 |
| V05437 | Stainless 316, Bugle Head - Square Drive Deck Screws, Type-17 Pt. | #10-8 x 2-1/2" | 1,500 |
| V05439 | Stainless 316, Bugle Head - Square Drive Deck Screws, Type-17 Pt. | #10-8 x 3" | 1,200 |
| V05440 | Stainless 316, Bugle Head - Square Drive Deck Screws, Type-17 Pt. | #10-8 x 3-1/2" | 1,000 |
| V05507 | Stainless 316, Bugle Head - Square Drive Deck Screws, Type-17 Pt. | #12-7 x 3" | 1,000 |
| V05508 | Stainless 316, Bugle Head - Square Drive Deck Screws, Type-17 Pt. | #12-7 x 4" | 800 |
| V05509 | Stainless 316, Bugle Head - Square Drive Deck Screws, Type-17 Pt. | #12-7 x 4-1/2" | 600 |
| V05510 | Stainless 316, Bugle Head - Square Drive Deck Screws, Type-17 Pt. | #12-7 x 5" | 600 |
| V05607 | Stainless 316, Bugle Head - Square Drive Deck Screws, Type-17 Pt. | #14-7 x 3" | 600 |
| V05608 | Stainless 316, Bugle Head - Square Drive Deck Screws, Type-17 Pt. | #14-7 x 4" | 500 |
| V05610 | Stainless 316, Bugle Head - Square Drive Deck Screws, Type-17 Pt. | #14-7 x 5" | 400 |
| V05611 | Stainless 316, Bugle Head - Square Drive Deck Screws, Type-17 Pt. | #14-7 x 6" | 350 |

• Type-17 point for fast penetration • Square drive recess assures less cam-outs and less fatigue
• 316 stainless for superior corrosion resistance

METAL TO METAL - For Holding Two Or More Pieces Of Material Together Typically In Sheet Metal Applications.

LARGE DOME HEAD BLIND RIVET



- IFI-114, Style 2, Grade 30
- IFI-114, Style 2, Grade 11
- IFI-114, Style 2, Grade 19
- Body Diameters: 1/8" thru 8/16"
- Grip Range: 0.063" thru 1"

| Part No. | Item Description | Size | Bulk Qty. |
|----------|---------------------|--------------------------------|-----------|
| 034001 | Steel / Steel | 4-2L 1/8 (.063-.125) x 0.250 | 10000 |
| 034002 | Steel / Steel | 4-3L 1/8 (.126-.187) x 0.313 | 10000 |
| 034003 | Steel / Steel | 4-4L 1/8 (.188-.250) x 0.375 | 10000 |
| 034004 | Steel / Steel | 4-6L 1/8 (.313-.375) x 0.500 | 8000 |
| 034005 | Steel / Steel | 5-4L 5/32 (.188-.250) x 0.425 | 5000 |
| 034006 | Steel / Steel | 6-4L 3/16 (.188-.250) x 0.425 | 3000 |
| 034007 | Steel / Steel | 6-6L 3/16 (.251-.375) x 0.550 | 3000 |
| 034008 | Steel / Steel | 6-8L 3/16 (.376-.500) x 0.675 | 2500 |
| 034009 | Steel / Steel | 6-10L 3/16 (.501-.625) x 0.800 | 2000 |
| 034010 | Steel / Steel | 6-12L 3/16 (.626-.750) x 0.925 | 2000 |
| 034011 | Steel / Steel | 6-16L 3/16 (.876-1.000) x 1.2 | 1500 |
| 034012 | Steel / Steel | 8-4L 1/4 (.126-.250) x 0.475 | 1000 |
| 034013 | Steel / Steel | 8-6L 1/4 (.251-.375) x 0.600 | 1000 |
| 034014 | Steel / Steel | 8-8L 1/4 (.376-.500) x 0.725 | 1000 |
| 034015 | Steel / Steel | 8-10L 1/4 (.501-.625) x 0.850 | 1000 |
| 034016 | Steel / Steel | 8-12L 1/4 (.626-.750) x 0.975 | 1000 |
| 035001 | Aluminum / Aluminum | 4-2L 1/8 (.063-.125) x 0.250 | 10000 |
| 035002 | Aluminum / Aluminum | 4-3L 1/8 (.126-.187) x 0.313 | 10000 |
| 035003 | Aluminum / Aluminum | 4-4L 1/8 (.188-.250) x 0.375 | 10000 |
| 035004 | Aluminum / Aluminum | 4-6L 1/8 (.313-.375) x 0.500 | 8000 |
| 035005 | Aluminum / Aluminum | 5-4L 5/32 (.188-.250) x 0.425 | 5000 |
| 035006 | Aluminum / Aluminum | 6-4L 3/16 (.188-.250) x 0.425 | 3000 |
| 035007 | Aluminum / Aluminum | 6-6L 3/16 (.251-.375) x 0.550 | 3000 |
| 035008 | Aluminum / Aluminum | 6-8L 3/16 (.376-.500) x 0.675 | 2500 |
| 035009 | Aluminum / Aluminum | 6-10L 3/16 (.501-.625) x 0.800 | 2000 |
| 035010 | Aluminum / Aluminum | 6-12L 3/16 (.626-.750) x 0.925 | 2000 |
| 036001 | AL5056 / Steel | 4-2L 1/8 (.063-.125) x 0.250 | 10000 |
| 036002 | AL5056 / Steel | 4-3L 1/8 (.126-.187) x 0.313 | 10000 |
| 036003 | AL5056 / Steel | 4-4L 1/8 (.188-.250) x 0.375 | 10000 |
| 036004 | AL5056 / Steel | 6-4L 3/16 (.188-.250) x 0.425 | 3000 |
| 036005 | AL5056 / Steel | 6-6L 3/16 (.251-.375) x 0.550 | 3000 |
| 036006 | AL5056 / Steel | 6-8L 3/16 (.376-.500) x 0.675 | 2500 |
| 036007 | AL5056 / Steel | 6-10L 3/16 (.501-.625) x 0.800 | 2000 |
| 036008 | AL5056 / Steel | 6-12L 3/16 (.626-.750) x 0.925 | 2000 |
| 036009 | AL5056 / Steel | 6-14L 3/16 (.751-.875) x 1.075 | 1500 |
| 036010 | AL5056 / Steel | 6-16L 3/16 (.876-1.000) x 1.2 | 1500 |
| 036011 | AL5056 / Steel | 5-4L 5/32 (.188-.250) x 0.400 | 5000 |
| 036012 | AL5056 / Steel | 4-6L 1/8 (.313-.375) | 10000 |

Increased flanged diameter perfect for soft or brittle material.

METAL TO METAL - For Holding Two Or More Pieces Of Material Together Typically In Sheet Metal Applications.

LARGE DOME HEAD BLIND RIVET



- IFI-114, Style 2, Grade 51
- Body Diameters: 1/8" thru 3/16"
- Grip Range: 0.031" thru 1"

| Part No. | Item Description | Size | Bulk Qty. |
|----------|-------------------------------|--------------------------------|-----------|
| 037001 | Stainless 304 / Stainless 304 | 4-2L 1/8 (.063-.125) x 0.250 | 10000 |
| 037002 | Stainless 304 / Stainless 304 | 4-3L 1/8 (.126-.187) x 0.313 | 10000 |
| 037003 | Stainless 304 / Stainless 304 | 4-4L 1/8 (.188-.250) x 0.375 | 10000 |
| 037004 | Stainless 304 / Stainless 304 | 4-6L 1/8 (.313-.375) x 0.500 | 8000 |
| 037005 | Stainless 304 / Stainless 304 | 6-4L 3/16 (.188-.250) x 0.425 | 3000 |
| 037006 | Stainless 304 / Stainless 304 | 6-6L 3/16 (.251-.375) x 0.550 | 3000 |
| 037007 | Stainless 304 / Stainless 304 | 6-8L 3/16 (.376-.500) x 0.675 | 2500 |
| 037008 | Stainless 304 / Stainless 304 | 6-10L 3/16 (.501-.625) x 0.800 | 2000 |
| 037009 | Stainless 304 / Stainless 304 | 6-12L 3/16 (.626-.750) x 0.925 | 2000 |
| 037010 | Stainless 304 / Stainless 304 | 4-5L 1/8 (.251-.312) x 0.462 | 8000 |
| 037011 | Stainless 304 / Stainless 304 | 5-2L 5/32 (.031-.125) x 0.300 | 6000 |
| 037012 | Stainless 304 / Stainless 304 | 5-4L 5/32 (.188-.250) x 0.425 | 5000 |
| 037013 | Stainless 304 / Stainless 304 | 5-6L 5/32 (.251-.375) x 0.550 | 5000 |
| 037014 | Stainless 304 / Stainless 304 | 5-8L 5/32 (.376-.500) x 0.675 | 5000 |
| 037015 | Stainless 304 / Stainless 304 | 6-2L 3/16 (.031-.125) x 0.300 | 3000 |
| 037016 | Stainless 304 / Stainless 304 | 6-16L 3/16 (.876-1.000) x 1.2 | 1500 |

Increased flanged diameter perfect for soft or brittle material.

METAL TO METAL - For Holding Two Or More Pieces Of Material Together Typically In Sheet Metal Applications.

COUNTERSUNK BLIND RIVET



- IFI-114 Grade 30
- IFI-114 Grade 11
- Body Diameters: 1/8" thru 3/16"
- Grip Range: 0.092" thru 0.500"

| Part No. | Item Description | Size | Bulk Qty. |
|----------|-------------------------|------------------------------|-----------|
| 100001 | Steel / Steel Zinc CR+3 | 4-2 1/8 (.092-.125) x 0.250 | 10000 |
| 100002 | Steel / Steel Zinc CR+3 | 4-3 1/8 (.126-.187) x 0.313 | 10000 |
| 100003 | Steel / Steel Zinc CR+3 | 4-4 1/8 (.188-.250) x 0.375 | 10000 |
| 100004 | Steel / Steel Zinc CR+3 | 4-6 1/8 (.313-.375) x 0.500 | 10000 |
| 100005 | Steel / Steel Zinc CR+3 | 4-8 1/8 (.376-.500) x 0.625 | 10000 |
| 100006 | Steel / Steel Zinc CR+3 | 5-4 5/32 (.188-.250) x 0.400 | 8000 |
| 100007 | Steel / Steel Zinc CR+3 | 6-4 3/16 (.188-.250) x 0.425 | 5000 |
| 100008 | Steel / Steel Zinc CR+3 | 6-6 3/16 (.251-.375) x 0.550 | 5000 |
| 100009 | Steel / Steel Zinc CR+3 | 6-8 3/16 (.376-.500) x 0.675 | 4000 |
| 132001 | Aluminum / Aluminum | 4-2 1/8 (.092-.125) x 0.250 | 10000 |
| 132002 | Aluminum / Aluminum | 4-3 1/8 (.126-.187) x 0.313 | 10000 |
| 132003 | Aluminum / Aluminum | 4-4 1/8 (.188-.250) x 0.375 | 10000 |
| 132004 | Aluminum / Aluminum | 4-6 1/8 (.313-.375) x 0.500 | 10000 |
| 132005 | Aluminum / Aluminum | 5-4 5/32 (.188-.250) x 0.400 | 8000 |
| 132006 | Aluminum / Aluminum | 5-6 5/32 (.251-.375) x 0.525 | 6000 |
| 132007 | Aluminum / Aluminum | 6-4 3/16 (.188-.250) x 0.425 | 5000 |
| 132008 | Aluminum / Aluminum | 6-6 3/16 (.251-.375) x 0.550 | 5000 |
| 132009 | Aluminum / Aluminum | 6-8 3/16 (.376-.500) x 0.675 | 4000 |

Suitable for those applications where a flat surface is needed after installation, where zero gap distance is required between the fastener and the surfaces being fastened.

METAL TO METAL - For Holding Two Or More Pieces Of Material Together Typically In Sheet Metal Applications.

COUNTERSUNK BLIND RIVET



- IFI-114 Grade 19
- IFI-114 Grade 50
- IFI-114 Grade 51
- Body Diameters: 1/8" thru 3/16"
- Grip Range: 0.092" thru 0.500"

| Part No. | Item Description | Size | Bulk Qty. |
|----------|-------------------------|------------------------------|-----------|
| 134001 | AL5056 Aluminum / Steel | 4-2 1/8 (.092-.125) x 0.250 | 10000 |
| 134002 | AL5056 Aluminum / Steel | 4-3 1/8 (.126-.187) x 0.313 | 10000 |
| 134003 | AL5056 Aluminum / Steel | 4-4 1/8 (.188-.250) x 0.375 | 10000 |
| 134004 | AL5056 Aluminum / Steel | 4-5 1/8 (.251-.312) x 0.438 | 10000 |
| 134005 | AL5056 Aluminum / Steel | 5-4 5/32 (.188-.250) x 0.400 | 8000 |
| 134006 | AL5056 Aluminum / Steel | 5-6 5/32 (.251-.375) x 0.525 | 6000 |
| 134007 | AL5056 Aluminum / Steel | 5-8 5/32 (.376-.500) x 0.650 | 6000 |
| 134008 | AL5056 Aluminum / Steel | 6-4 3/16 (.188-.250) x 0.425 | 5000 |
| 134009 | AL5056 Aluminum / Steel | 6-6 3/16 (.251-.375) x 0.550 | 5000 |
| 134010 | AL5056 Aluminum / Steel | 6-8 3/16 (.376-.500) x 0.675 | 4000 |
| 137001 | Stainless 304 / Steel | 4-2 1/8 (.092-.125) x 0.250 | 10000 |
| 137002 | Stainless 304 / Steel | 4-3 1/8 (.126-.187) x 0.313 | 10000 |
| 137003 | Stainless 304 / Steel | 4-4 1/8 (.188-.250) x 0.375 | 10000 |
| 137004 | Stainless 304 / Steel | 4-5 1/8 (.251-.312) x 0.438 | 10000 |
| 137005 | Stainless 304 / Steel | 6-4 3/16 (.188-.250) x 0.425 | 5000 |
| 136001 | Stainless / Stainless | 4-2 1/8 (.092-.125) x 0.250 | 10000 |
| 136002 | Stainless / Stainless | 4-3 1/8 (.126-.187) x 0.313 | 10000 |
| 136003 | Stainless / Stainless | 4-4 1/8 (.188-.250) x 0.375 | 10000 |
| 136004 | Stainless / Stainless | 4-5 1/8 (.251-.312) x 0.438 | 10000 |
| 136005 | Stainless / Stainless | 6-4 3/16 (.188-.250) x 0.425 | 5000 |
| 136006 | Stainless / Stainless | 6-6 3/16 (.251-.375) x 0.550 | 5000 |
| 136007 | Stainless / Stainless | 6-8 3/16 (.376-.500) x 0.675 | 5000 |

Suitable for those applications where a flat surface is needed after installation, where zero gap distance is required between the fastener and the surfaces being fastened.

METAL TO METAL - For Holding Two Or More Pieces Of Material Together Typically In Sheet Metal Applications.

DOME HEAD BLIND RIVET



- IFI-114, Style 1, Grade 30
- Body Diameters: 3/32" thru 1/4"
- Grip Range: 0.031" thru 1"

| Part No. | Item Description | Size | Bulk Qty. |
|----------|-------------------------|-------------------------------|-----------|
| 183001 | Steel / Steel Zinc CR+3 | 4-2 1/8 (.063-.125) x 0.250 | 10000 |
| 183002 | Steel / Steel Zinc CR+3 | 4-3 1/8 (.126-.187) x 0.313 | 10000 |
| 183003 | Steel / Steel Zinc CR+3 | 4-4 1/8 (.188-.250) x 0.375 | 10000 |
| 183004 | Steel / Steel Zinc CR+3 | 4-6 1/8 (.313-.375) x 0.500 | 10000 |
| 183005 | Steel / Steel Zinc CR+3 | 4-8 1/8 (.376-.500) x 0.625 | 10000 |
| 183006 | Steel / Steel Zinc CR+3 | 6-2 3/16 (.031-.125) x 0.300 | 5000 |
| 183007 | Steel / Steel Zinc CR+3 | 6-4 3/16 (.188-.250) x 0.425 | 5000 |
| 183008 | Steel / Steel Zinc CR+3 | 6-6 3/16 (.251-.375) x 0.550 | 5000 |
| 183009 | Steel / Steel Zinc CR+3 | 6-8 3/16 (.376-.500) x 0.675 | 4000 |
| 183010 | Steel / Steel Zinc CR+3 | 6-10 3/16 (.501-.625) x 0.800 | 4000 |
| 183011 | Steel / Steel Zinc CR+3 | 6-12 3/16 (.626-.750) x 0.925 | 4000 |
| 183012 | Steel / Steel Zinc CR+3 | 8-2 1/4 (.031-.125) x 0.350 | 2000 |
| 183013 | Steel / Steel Zinc CR+3 | 8-4 1/4 (.126-.250) x 0.475 | 2000 |
| 183014 | Steel / Steel Zinc CR+3 | 8-6 1/4 (.251-.375) x 0.600 | 2000 |
| 183015 | Steel / Steel Zinc CR+3 | 8-8 1/4 (.376-.500) x 0.725 | 2000 |

Most commonly used Rivet in the industry. Low cost and versatile solution for applications where back side of a job cannot be accessed.

METAL TO METAL - For Holding Two Or More Pieces Of Material Together Typically In Sheet Metal Applications.

DOME HEAD BLIND RIVET



- IFI-114, Style 1, Grade 30
- Body Diameters: 3/32" thru 1/4"
- Grip Range: 0.031" thru 1"

| Part No. | Item Description | Size | Bulk Qty. |
|----------|-------------------------|---|-----------|
| 183016 | Steel / Steel Zinc CR+3 | 8-10 1/4 (.501-.625) x 0.850 | 2000 |
| 183017 | Steel / Steel Zinc CR+3 | 8-12 1/4 (.626-.750) x 0.975 | 2000 |
| 183027 | Steel / Steel Zinc CR+3 | 6-14 3/16 (.751-.875) x 1.050 | 3000 |
| 183028 | Steel / Steel Zinc CR+3 | 6-16 3/16 (.876-1.000) x 1.175 | 3000 |
| 183029 | Steel / Steel Zinc CR+3 | 3-2 3/32 (.031-.125) x 0.225 | 10000 |
| 183030 | Steel / Steel Zinc CR+3 | 3-4 3/32 (.126-.250) x 0.335 | 10000 |
| 183031 | Steel / Steel Zinc CR+3 | 3-6 3/32 (.251-.375) x 0.475 | 10000 |
| 183032 | Steel / Steel Zinc CR+3 | 4-1 1/8 (.031-.062) x 0.188 | 10000 |
| 183033 | Steel / Steel Zinc CR+3 | 4-5 1/8 (.251-.312) x 0.438 | 10000 |
| 183034 | Steel / Steel Zinc CR+3 | 4-10 1/8 (.501-.625) x 0.750 | 8000 |
| 183035 | Steel / Steel Zinc CR+3 | 5-2 5/32 (.031-.125) x 0.275 | 8000 |
| 183036 | Steel / Steel Zinc CR+3 | 5-3 5/32 (.126-.187) x 0.338 | 8000 |
| 183037 | Steel / Steel Zinc CR+3 | 5-4 5/32 (.188-.250) x 0.400 | 8000 |
| 183038 | Steel / Steel Zinc CR+3 | 5-6 5/32 (.251-.375) x 0.525 | 6000 |
| 183039 | Steel / Steel Zinc CR+3 | 5-8 5/32 (.376-.500) x 0.650 | 6000 |
| 183040 | Steel / Steel Zinc CR+3 | 5-10 5/32 (.501-.625) x 0.800 | 6000 |
| 183041 | Steel / Steel Zinc CR+3 | 5-12 5/32 (.626-.750) x 0.925 | 5000 |
| 183042 | Steel / Steel Zinc CR+3 | 6-3 3/16 (.126-.187) x 0.387 | 5000 |
| 183043 | Steel / Steel Zinc CR+3 | 6-18 3/16 (1.001-1.125) x 1.3 | 2000 |
| 183044 | Steel / Steel Zinc CR+3 | 8-14 1/4 (.751-.875) x 1.1 | 1500 |
| 183045 | Steel / Steel Zinc CR+3 | 8-16 1/4 (.876-1.000) x 1.225 | 1500 |
| 183046 | Steel / Steel Zinc CR+3 | 4-2 1/8 (.063-.125) x 0.250 white painted | 10000 |
| 183047 | Steel / Steel Zinc CR+3 | 4-2 1/8 (.063-.125) x 0.250 black painted | 10000 |
| 183048 | Steel / Steel Zinc CR+3 | 4-3 1/8 (.126-.187) x 0.313 white painted | 10000 |
| 183049 | Steel / Steel Zinc CR+3 | 4-3 1/8 (.126-.187) x 0.313 black painted | 10000 |
| 183050 | Steel / Steel Zinc CR+3 | 4-4 1/8 (.188-.250) x 0.375 white painted | 10000 |
| 183051 | Steel / Steel Zinc CR+3 | 4-4 1/8 (.188-.250) x 0.375 black painted | 10000 |

Most commonly used Rivet in the industry. Low cost and versatile solution for applications where back side of a job cannot be accessed.

METAL TO METAL - For Holding Two Or More Pieces Of Material Together Typically In Sheet Metal Applications.

DOME HEAD BLIND RIVET



- IFI-114, Style 1, Grade 11
- Body Diameters: 3/32" thru 1/4"
- Grip Range: 0.031" thru 1.250"

| Part No. | Item Description | Size | Bulk Qty. |
|----------|---------------------|------------------------------|-----------|
| 184001 | Aluminum / Aluminum | 4-2 1/8 (.063-.125) x 0.250 | 10000 |
| 184002 | Aluminum / Aluminum | 4-3 1/8 (.126-.187) x 0.313 | 10000 |
| 184003 | Aluminum / Aluminum | 4-4 1/8 (.188-.250) x 0.375 | 10000 |
| 184004 | Aluminum / Aluminum | 4-6 1/8 (.313-.375) x 0.500 | 10000 |
| 184005 | Aluminum / Aluminum | 4-8 1/8 (.376-.500) x 0.625 | 10000 |
| 184006 | Aluminum / Aluminum | 6-2 3/16 (.031-.125) x 0.300 | 5000 |
| 184007 | Aluminum / Aluminum | 6-4 3/16 (.188-.250) x 0.425 | 5000 |

Most commonly used Rivet in the industry. Low cost and versatile solution for applications where back side of a job cannot be accessed.

METAL TO METAL - For Holding Two Or More Pieces Of Material Together Typically In Sheet Metal Applications.

DOME HEAD BLIND RIVET



- IFI-114, Style 1, Grade 11
- Body Diameters: 3/32" thru 1/4"
- Grip Range: 0.031" thru 1.250"

| Part No. | Item Description | Size | Bulk Qty. |
|----------|---------------------|---|-----------|
| 184008 | Aluminum / Aluminum | 6-6 3/16 (.251-.375) x 0.550 | 5000 |
| 184009 | Aluminum / Aluminum | 6-8 3/16 (.376-.500) x 0.675 | 4000 |
| 184010 | Aluminum / Aluminum | 6-10 3/16 (.501-.625) x 0.800 | 4000 |
| 184011 | Aluminum / Aluminum | 6-12 3/16 (.626-.750) x 0.925 | 4000 |
| 184012 | Aluminum / Aluminum | 8-2 1/4 (.031-.125) x 0.350 | 2000 |
| 184013 | Aluminum / Aluminum | 8-4 1/4 (.126-.250) x 0.475 | 2000 |
| 184014 | Aluminum / Aluminum | 8-6 1/4 (.251-.375) x 0.600 | 2000 |
| 184015 | Aluminum / Aluminum | 8-8 1/4 (.376-.500) x 0.725 | 2000 |
| 184016 | Aluminum / Aluminum | 8-10 1/4 (.501-.625) x 0.850 | 2000 |
| 184017 | Aluminum / Aluminum | 8-12 1/4 (.626-.750) x 0.975 | 2000 |
| 184030 | Aluminum / Aluminum | 3-2 3/32 (.031-.125) x 0.225 | 10000 |
| 184031 | Aluminum / Aluminum | 3-4 3/32 (.126-.250) x 0.335 | 10000 |
| 184032 | Aluminum / Aluminum | 3-6 3/32 (.251-.375) x 0.475 | 10000 |
| 184033 | Aluminum / Aluminum | 4-1 1/8 (.031-.062) x 0.188 | 10000 |
| 184034 | Aluminum / Aluminum | 4-5 1/8 (.251-.312) x 0.438 | 10000 |
| 184035 | Aluminum / Aluminum | 4-10 1/8 (.501-.625) x 0.750 | 8000 |
| 184036 | Aluminum / Aluminum | 5-2 5/32 (.031-.125) x 0.275 | 8000 |
| 184037 | Aluminum / Aluminum | 5-3 5/32 (.126-.187) x 0.338 | 8000 |
| 184038 | Aluminum / Aluminum | 5-4 5/32 (.188-.250) x 0.400 | 8000 |
| 184039 | Aluminum / Aluminum | 5-6 5/32 (.251-.375) x 0.525 | 6000 |
| 184040 | Aluminum / Aluminum | 5-8 5/32 (.376-.500) x 0.650 | 6000 |
| 184041 | Aluminum / Aluminum | 5-10 5/32 (.501-.625) x 0.800 | 6000 |
| 184042 | Aluminum / Aluminum | 5-12 5/32 (.626-.750) x 0.925 | 5000 |
| 184043 | Aluminum / Aluminum | 6-3 3/16 (.126-.187) x 0.362 | 5000 |
| 184044 | Aluminum / Aluminum | 6-14 3/16 (.751-.875) x 1.050 | 3000 |
| 184045 | Aluminum / Aluminum | 6-16 3/16 (.876-1.000) x 1.175 | 3000 |
| 184046 | Aluminum / Aluminum | 6-18 3/16 (1.001-1.125) x 1.3 | 2000 |
| 184047 | Aluminum / Aluminum | 6-20 3/16 (1.126-1.250) x 1.5 | 2000 |
| 184048 | Aluminum / Aluminum | 8-14 1/4 (.751-.875) x 1.1 | 1500 |
| 184049 | Aluminum / Aluminum | 8-16 1/4 (.876-1.000) x 1.225 | 1500 |
| 184050 | Aluminum / Aluminum | 4-2 1/8 (.063-.125) x 0.250, white painted | 10000 |
| 184051 | Aluminum / Aluminum | 4-2 1/8 (.063-.125) x 0.250, black painted | 10000 |
| 184052 | Aluminum / Aluminum | 4-3 1/8 (.126-.187) x 0.313, white painted | 10000 |
| 184053 | Aluminum / Aluminum | 4-3 1/8 (.126-.187) x 0.313, black painted | 10000 |
| 184054 | Aluminum / Aluminum | 4-4 1/8 (.188-.250) x 0.375, white painted | 10000 |
| 184055 | Aluminum / Aluminum | 4-4 1/8 (.188-.250) x 0.375, black painted | 10000 |
| 184056 | Aluminum / Aluminum | 4-2 1/8 (.063-.125) x 0.250, bronze painted | 20000 |
| 184057 | Aluminum / Aluminum | 4-3 1/8 (.126-.187) x 0.313, bronze painted | 18000 |
| 184058 | Aluminum / Aluminum | 4-4 1/8 (.188-.250) x 0.375, bronze painted | 10000 |

Most commonly used Rivet in the industry. Low cost and versatile solution for applications where back side of a job cannot be accessed.

METAL TO METAL - For Holding Two Or More Pieces Of Material Together Typically In Sheet Metal Applications.

DOMED HEAD BLIND RIVET



- IFI-114, Style 1, Grade 19
- Body Diameters: 3/32" thru 1/4"
- Grip Range: 0.031" thru 1.250"

| Part No. | Item Description | Size | Bulk Qty. |
|----------|------------------|---------------------------------|-----------|
| 185001 | AL5056 / Steel | 4-2 1/8 (.063-.125) x 0.250 | 10000 |
| 185002 | AL5056 / Steel | 4-3 1/8 (.126-.187) x 0.313 | 10000 |
| 185003 | AL5056 / Steel | 4-4 1/8 (.188-.250) x 0.375 | 10000 |
| 185004 | AL5056 / Steel | 4-6 1/8 (.313-.375) x 0.500 | 10000 |
| 185005 | AL5056 / Steel | 4-8 1/8 (.376-.500) x 0.625 | 10000 |
| 185006 | AL5056 / Steel | 6-2 3/16 (.031-.125) x 0.300 | 5000 |
| 185007 | AL5056 / Steel | 6-4 3/16 (.188-.250) x 0.425 | 5000 |
| 185008 | AL5056 / Steel | 6-6 3/16 (.251-.375) x 0.550 | 5000 |
| 185009 | AL5056 / Steel | 6-8 3/16 (.376-.500) x 0.675 | 4000 |
| 185010 | AL5056 / Steel | 6-10 3/16 (.501-.625) x 0.800 | 4000 |
| 185011 | AL5056 / Steel | 6-12 3/16 (.626-.750) x 0.925 | 4000 |
| 185012 | AL5056 / Steel | 8-2 1/4 (.031-.125) x 0.350 | 2000 |
| 185013 | AL5056 / Steel | 8-4 1/4 (.126-.250) x 0.475 | 2000 |
| 185014 | AL5056 / Steel | 8-6 1/4 (.251-.375) x 0.600 | 2000 |
| 185015 | AL5056 / Steel | 8-8 1/4 (.376-.500) x 0.725 | 2000 |
| 185016 | AL5056 / Steel | 8-10 1/4 (.501-.625) x 0.850 | 2000 |
| 185017 | AL5056 / Steel | 8-12 1/4 (.626-.750) x 0.975 | 2000 |
| 185032 | AL5056 / Steel | 3-2 3/32 (.031-.125) x 0.225 | 10000 |
| 185033 | AL5056 / Steel | 3-4 3/32 (.126-.250) x 0.335 | 10000 |
| 185034 | AL5056 / Steel | 3-6 3/32 (.251-.375) x 0.475 | 10000 |
| 185035 | AL5056 / Steel | 4-1 1/8 (.031-.062) x 0.188 | 10000 |
| 185036 | AL5056 / Steel | 4-5 1/8 (.251-.312) x 0.438 | 10000 |
| 185037 | AL5056 / Steel | 4-10 1/8 (.501-.625) x 0.750 | 8000 |
| 185038 | AL5056 / Steel | 5-2 5/32 (.031-.125) x 0.275 | 8000 |
| 185039 | AL5056 / Steel | 5-3 5/32 (.126-.187) x 0.338 | 8000 |
| 185040 | AL5056 / Steel | 5-4 5/32 (.188-.250) x 0.400 | 8000 |
| 185041 | AL5056 / Steel | 5-6 5/32 (.251-.375) x 0.525 | 6000 |
| 185042 | AL5056 / Steel | 5-8 5/32 (.376-.500) x 0.650 | 6000 |
| 185043 | AL5056 / Steel | 5-10 5/32 (.501-.625) x 0.800 | 6000 |
| 185044 | AL5056 / Steel | 5-12 5/32 (.626-.750) x 0.925 | 5000 |
| 185045 | AL5056 / Steel | 6-3 3/16 (.126-.187) x 0.362 | 5000 |
| 185046 | AL5056 / Steel | 6-14 3/16 (.751-.875) x 1.050 | 3000 |
| 185047 | AL5056 / Steel | 6-16 3/16 (.876-1.000) x 1.175 | 3000 |
| 185048 | AL5056 / Steel | 6-18 3/16 (1.001-1.125) x 1.3 | 2000 |
| 185049 | AL5056 / Steel | 6-20 3/16 (1.126-1.250) x 1.425 | 2000 |
| 185050 | AL5056 / Steel | 6-22 3/16 (1.251-1.375) x 1.55 | 2000 |
| 185051 | AL5056 / Steel | 8-14 1/4 (.751-.875) x 1.1 | 1500 |
| 185052 | AL5056 / Steel | 8-16 1/4 (.876-1.000) x 1.225 | 1500 |

Most commonly used Rivet in the industry. Low cost and versatile solution for applications where back side of a job cannot be accessed.

METAL TO METAL - For Holding Two Or More Pieces Of Material Together Typically In Sheet Metal Applications.

DOME HEAD BLIND RIVET



- IFI-114, Style 1, Grade 51
- Body Diameters: 1/8" thru 1/4"
- Grip Range: 0.031" thru 0.750"

| Part No. | Item Description | Size | Bulk Qty. |
|----------|-------------------------------|--------------------------------|-----------|
| 186001 | Stainless 304 / Stainless 304 | 4-2 1/8 (.063-.125) x 0.250 | 10000 |
| 186002 | Stainless 304 / Stainless 304 | 4-3 1/8 (.126-.187) x 0.313 | 10000 |
| 186003 | Stainless 304 / Stainless 304 | 4-4 1/8 (.188-.250) x 0.375 | 10000 |
| 186004 | Stainless 304 / Stainless 304 | 4-6 1/8 (.313-.375) x 0.500 | 10000 |
| 186005 | Stainless 304 / Stainless 304 | 4-8 1/8 (.376-.500) x 0.625 | 10000 |
| 186006 | Stainless 304 / Stainless 304 | 6-2 3/16 (.031-.125) x 0.300 | 5000 |
| 186007 | Stainless 304 / Stainless 304 | 6-4 3/16 (.188-.250) x 0.425 | 5000 |
| 186008 | Stainless 304 / Stainless 304 | 6-6 3/16 (.251-.375) x 0.550 | 5000 |
| 186009 | Stainless 304 / Stainless 304 | 6-8 3/16 (.376-.500) x 0.675 | 4000 |
| 186010 | Stainless 304 / Stainless 304 | 6-10 3/16 (.501-.625) x 0.800 | 4000 |
| 186011 | Stainless 304 / Stainless 304 | 6-12 3/16 (.626-.750) x 0.925 | 4000 |
| 186012 | Stainless 304 / Stainless 304 | 8-2 1/4 (.031-.125) x 0.350 | 2000 |
| 186013 | Stainless 304 / Stainless 304 | 8-4 1/4 (.126-.250) x 0.475 | 2000 |
| 186014 | Stainless 304 / Stainless 304 | 8-6 1/4 (.251-.375) x 0.600 | 2000 |
| 186015 | Stainless 304 / Stainless 304 | 8-8 1/4 (.376-.500) x 0.725 | 2000 |
| 186016 | Stainless 304 / Stainless 304 | 8-10 1/4 (.501-.625) x 0.850 | 2000 |
| 186017 | Stainless 304 / Stainless 304 | 8-12 1/4 (.626-.750) x 0.975 | 2000 |
| 186024 | Stainless 304 / Stainless 304 | 4-1 1/8 (.031-.062) x 0.188 | 10000 |
| 186025 | Stainless 304 / Stainless 304 | 4-5 1/8 (.251-.312) x 0.438 | 10000 |
| 186026 | Stainless 304 / Stainless 304 | 5-2 5/32 (.031-.125) x 0.275 | 8000 |
| 186027 | Stainless 304 / Stainless 304 | 5-3 5/32 (.126-.187) x 0.338 | 8000 |
| 186028 | Stainless 304 / Stainless 304 | 5-4 5/32 (.188-.250) x 0.400 | 8000 |
| 186029 | Stainless 304 / Stainless 304 | 5-6 5/32 (.251-.375) x 0.525 | 6000 |
| 186030 | Stainless 304 / Stainless 304 | 5-8 5/32 (.376-.500) x 0.650 | 6000 |
| 186031 | Stainless 304 / Stainless 304 | 5-10 5/32 (.501-.625) x 0.800 | 6000 |
| 186032 | Stainless 304 / Stainless 304 | 6-3 3/16 (.126-.187) x 0.362 | 5000 |
| VR1042 | Stainless 304 / Steel | 4-2 1/8 (0.063-0.125) x 0.250 | 6000 |
| VR1044 | Stainless 304 / Steel | 4-4 1/8 (0.188-0.250) x 0.375 | 6000 |
| VR1054 | Stainless 304 / Steel | 5-4 5/32 (0.188-0.250) x 0.400 | 3000 |
| VR1064 | Stainless 304 / Steel | 6-4 3/16 (0.188-0.250) x 0.425 | 2000 |
| VR1066 | Stainless 304 / Steel | 6-6 3/16 (0.251-0.375) x 0.550 | 1600 |
| VR1086 | Stainless 304 / Steel | 8-6 1/4 (0.251-0.375) x 0.600 | 1000 |

Most commonly used Rivet in the industry. Low cost and versatile solution for applications where back side of a job cannot be accessed.

METAL TO METAL - For Holding Two Or More Pieces Of Material Together Typically In Sheet Metal Applications.

DOME CLOSE-END BLIND RIVET



- IFI-126, Grade 19
- Body Diameters: 1/8" thru 1/4"
- Grip Range: 0.020" thru 0.625"

| Part No. | Item Description | Size | Bulk Qty. |
|----------|---------------------|-----------------------|-----------|
| W30001 | Aluminum/Steel ASCE | 4-1 1/8 (.020-.062) | 10000 |
| W30002 | Aluminum/Steel ASCE | 4-2 1/8 (.063-.125) | 10000 |
| W30003 | Aluminum/Steel ASCE | 4-3 1/8 (.126-.187) | 10000 |
| W30004 | Aluminum/Steel ASCE | 4-4 1/8 (.188-.250) | 10000 |
| W30005 | Aluminum/Steel ASCE | 4-5 1/8 (.251-.312) | 10000 |
| W30006 | Aluminum/Steel ASCE | 4-6 1/8 (.313-.375) | 10000 |
| W30007 | Aluminum/Steel ASCE | 4-8 1/8 (.376-.500) | 8000 |
| W30008 | Aluminum/Steel ASCE | 5-2 5/32 (.020-.125) | 8000 |
| W30009 | Aluminum/Steel ASCE | 5-3 5/32 (.126-.187) | 8000 |
| W30010 | Aluminum/Steel ASCE | 5-4 5/32 (.188-.250) | 8000 |
| W30011 | Aluminum/Steel ASCE | 6-2 3/16 (.020-.125) | 5000 |
| W30012 | Aluminum/Steel ASCE | 6-4 3/16 (.126-.250) | 5000 |
| W30013 | Aluminum/Steel ASCE | 6-6 3/16 (.251-.375) | 4000 |
| W30014 | Aluminum/Steel ASCE | 6-8 3/16 (.376-.500) | 4000 |
| W30015 | Aluminum/Steel ASCE | 6-10 3/16 (.501-.625) | 4000 |
| W30016 | Aluminum/Steel ASCE | 8-4 1/4 (.062-.250) | 2000 |
| W30017 | Aluminum/Steel ASCE | 8-6 1/4 (.251-.375) | 2000 |

Excellent choice where moisture resistance or positive containment is required.

METAL TO METAL - For Holding Two Or More Pieces Of Material Together Typically In Sheet Metal Applications.

COUNTERSUNK CLOSE-END BLIND RIVET



- IFI-126 Grade 19
- Body Diameters: 1/8" thru 3/16"
- Grip Range: 0.020" thru 0.375"

| Part No. | Item Description | Size | Bulk Qty. |
|----------|----------------------|----------------------|-----------|
| W31001 | Aluminum/Steel ASCCE | 4-1 1/8 (.020-.062) | 10000 |
| W31002 | Aluminum/Steel ASCCE | 4-2 1/8 (.063-.125) | 10000 |
| W31003 | Aluminum/Steel ASCCE | 4-3 1/8 (.126-.187) | 10000 |
| W31004 | Aluminum/Steel ASCCE | 4-4 1/8 (.188-.250) | 10000 |
| W31005 | Aluminum/Steel ASCCE | 4-5 1/8 (.251-.312) | 10000 |
| W31006 | Aluminum/Steel ASCCE | 5-3 5/32 (.126-.187) | 8000 |
| W31007 | Aluminum/Steel ASCCE | 6-4 3/16 (.188-.250) | 5000 |
| W31008 | Aluminum/Steel ASCCE | 6-6 3/16 (.251-.375) | 4000 |

Excellent choice where moisture resistance or positive containment is required.

METAL TO METAL - For Holding Two Or More Pieces Of Material Together Typically In Sheet Metal Applications.

DOME CLOSE-END BLIND RIVET



- IFI-126 Grade 15
- Body Diameters: 1/8" thru 3/16"
- Grip Range: 0.020" thru 0.625"

| Part No. | Item Description | Size | Bulk Qty. |
|----------|------------------------|-----------------------|-----------|
| W32001 | Aluminum/Aluminum AACE | 4-1 1/8 (.020-.062) | 10000 |
| W32002 | Aluminum/Aluminum AACE | 4-2 1/8 (.063-.125) | 10000 |
| W32003 | Aluminum/Aluminum AACE | 4-3 1/8 (.126-.187) | 10000 |
| W32004 | Aluminum/Aluminum AACE | 4-4 1/8 (.188-.250) | 10000 |
| W32005 | Aluminum/Aluminum AACE | 4-6 1/8 (.251-.375) | 10000 |
| W32006 | Aluminum/Aluminum AACE | 5-2 5/32 (.020-.125) | 8000 |
| W32007 | Aluminum/Aluminum AACE | 5-3 5/32 (.126-.187) | 8000 |
| W32008 | Aluminum/Aluminum AACE | 5-4 5/32 (.188-.250) | 8000 |
| W32009 | Aluminum/Aluminum AACE | 6-2 3/16 (.020-.125) | 5000 |
| W32010 | Aluminum/Aluminum AACE | 6-4 3/16 (.126-.250) | 5000 |
| W32011 | Aluminum/Aluminum AACE | 6-6 3/16 (.251-.375) | 4000 |
| W32012 | Aluminum/Aluminum AACE | 6-8 3/16 (.376-.500) | 4000 |
| W32013 | Aluminum/Aluminum AACE | 6-10 3/16 (.501-.625) | 4000 |

Excellent choice where moisture resistance or positive containment is required.

METAL TO METAL - For Holding Two Or More Pieces Of Material Together Typically In Sheet Metal Applications.

DOME CLOSE-END BLIND RIVET



- IFI-126
- Body Diameters: 1/8" thru 3/16"
- Grip Range: 0.020" thru 0.625"

| Part No. | Item Description | Size | Bulk Qty. |
|----------|--|-----------------------|-----------|
| W33001 | Stainless 304 / Stainless 420 Grooved STSSCE | 4-2 1/8 (.020-.125) | 10000 |
| W33002 | Stainless 304 / Stainless 420 Grooved STSSCE | 4-3 1/8 (.126-.187) | 10000 |
| W33003 | Stainless 304 / Stainless 420 Grooved STSSCE | 4-4 1/8 (.188-.250) | 10000 |
| W33004 | Stainless 304 / Stainless 420 Grooved STSSCE | 5-3 5/32 (.126-.187) | 8000 |
| W33005 | Stainless 304 / Stainless 420 Grooved STSSCE | 6-2 3/16 (.020-.125) | 5000 |
| W33006 | Stainless 304 / Stainless 420 Grooved STSSCE | 6-4 3/16 (.126-.250) | 5000 |
| W33007 | Stainless 304 / Stainless 420 Grooved STSSCE | 6-6 3/16 (.251-.375) | 4000 |
| W33008 | Stainless 304 / Stainless 420 Grooved STSSCE | 6-8 3/16 (.376-.500) | 4000 |
| W33009 | Stainless 304 / Stainless 420 Grooved STSSCE | 6-10 3/16 (.501-.625) | 4000 |

Excellent choice where moisture resistance or positive containment is required.

METAL TO METAL - For Holding Two Or More Pieces Of Material Together Typically In Sheet Metal Applications.

DOMESTIC MULTI-GRIP TYPE BLIND RIVET

| Part No. | Item Description | Size | Bulk Qty. |
|----------|--------------------------|--------------------------|-----------|
| W34001 | Steel/Steel Zinc SSMG | 41-42 1/8 (.039-.125) | 10000 |
| W34002 | Steel/Steel Zinc SSMG | 52-53 5/32 (.063-.187) | 8000 |
| W34003 | Steel/Steel Zinc SSMG | 62-63 3/16 (.063-.187) | 5000 |
| W34004 | Steel/Steel Zinc SSMG | 62-64 3/16 (.063-.250) | 5000 |
| W35001 | Aluminum/Steel Zinc ASMG | 41-43 1/8 (.039-.187) | 10000 |
| W35002 | Aluminum/Steel Zinc ASMG | 42-44 1/8 (.062-.250) | 10000 |
| W35003 | Aluminum/Steel Zinc ASMG | 43-45 1/8 (.125-.312) | 10000 |
| W35004 | Aluminum/Steel Zinc ASMG | 44-46 1/8 (.188-.375) | 10000 |
| W35005 | Aluminum/Steel Zinc ASMG | 45-47 1/8 (.251-.437) | 10000 |
| W35006 | Aluminum/Steel Zinc ASMG | 52-54 5/32 (.062-.250) | 8000 |
| W35007 | Aluminum/Steel Zinc ASMG | 53-55 5/32 (.125-.312) | 8000 |
| W35008 | Aluminum/Steel Zinc ASMG | 54-56 5/32 (.187-.375) | 6000 |
| W35009 | Aluminum/Steel Zinc ASMG | 56-58 5/32 (.312-.500) | 6000 |
| W35010 | Aluminum/Steel Zinc ASMG | 62-64 3/16 (.063-.250) | 5000 |
| W35011 | Aluminum/Steel Zinc ASMG | 64-66 3/16 (.188-.375) | 4000 |
| W35012 | Aluminum/Steel Zinc ASMG | 65-67 3/16 (.251-.437) | 4000 |
| W35013 | Aluminum/Steel Zinc ASMG | 66-68 3/16 (.313-.500) | 4000 |
| W35014 | Aluminum/Steel Zinc ASMG | 610-612 3/16 (.563-.750) | 3000 |



- IFI-116 Grade 30
- IFI-116 Grade 19
- Body Diameters: 1/8" thru 3/16"
- Grip Range: 0.039" thru 0.750"

Ideal for reducing rivet inventory and cost by taking the place of two or more sizes of standard rivets. Multi-grip blind rivets are specially designed for applications where materials of different thickness would generally require rivets in multiple sizes. Tip of the mandrel locks itself in the rivet eliminating the risk of the mandrel vibrating loose.

METAL TO METAL - For Holding Two Or More Pieces Of Material Together Typically In Sheet Metal Applications.

LARGE FLANGE MULTI-GRIP TYPE BLIND RIVET

| Part No. | Item Description | Size | Bulk Qty. |
|----------|---------------------|--------------------------|-----------|
| W36001 | Aluminum/Steel Zinc | 41-43 1/8 (.063-.187) | 10000 |
| W36002 | Aluminum/Steel Zinc | 42-44 1/8 (.062-.250) | 10000 |
| W36003 | Aluminum/Steel Zinc | 43-45 1/8 (.125-.312) | 8000 |
| W36004 | Aluminum/Steel Zinc | 52-54 5/32 (.062-.250) | 5000 |
| W36005 | Aluminum/Steel Zinc | 53-55 5/32 (.125-.312) | 5000 |
| W36006 | Aluminum/Steel Zinc | 56-58 5/32 (.312-.500) | 5000 |
| W36007 | Aluminum/Steel Zinc | 62-64 3/16 (.063-.250) | 3000 |
| W36008 | Aluminum/Steel Zinc | 64-66 3/16 (.188-.375) | 3000 |
| W36009 | Aluminum/Steel Zinc | 66-68 3/16 (.313-.500) | 2500 |
| W36010 | Aluminum/Steel Zinc | 610-612 3/16 (.563-.750) | 2000 |



- IFI-116 Grade 19
- Body Diameters: 1/8" thru 3/16"
- Grip Range: 0.062" thru 0.750"

Ideal for reducing rivet inventory and cost by taking the place of two or more sizes of standard rivets. Multi-grip blind rivets are specially designed for applications where materials of different thickness would generally require rivets in multiple sizes. Tip of the mandrel locks itself in the rivet eliminating the risk of the mandrel vibrating loose.

METAL TO METAL - For Holding Two Or More Pieces Of Material Together Typically In Sheet Metal Applications.

COUNTERSUNK MULTI-GRIP TYPE BLIND RIVET

| Part No. | Item Description | Size | Bulk Qty. |
|----------|---------------------|------------------------|-----------|
| W37001 | Aluminum/Steel Zinc | 42-44 1/8 (.062-.250) | 10000 |
| W37002 | Aluminum/Steel Zinc | 43-45 1/8 (.125-.312) | 10000 |
| W37003 | Aluminum/Steel Zinc | 53-55 5/32 (.125-.312) | 8000 |
| W37004 | Aluminum/Steel Zinc | 54-56 5/32 (.187-.375) | 5000 |
| W37005 | Aluminum/Steel Zinc | 63-65 3/16 (.125-.312) | 5000 |
| W37006 | Aluminum/Steel Zinc | 66-68 3/16 (.313-.500) | 3000 |



- IFI-116 Grade 19
- Body Diameters: 1/8" thru 3/16"
- Grip Range: 0.062" thru 0.500"

Ideal for reducing rivet inventory and cost by taking the place of two or more sizes of standard rivets. Multi-grip blind rivets are specially designed for applications where materials of different thickness would generally require rivets in multiple sizes. Tip of the mandrel locks itself in the rivet eliminating the risk of the mandrel vibrating loose.

METAL TO METAL - For Holding Two Or More Pieces Of Material Together Typically In Sheet Metal Applications.

CUP-LOCK RIVET

| Part No. | Item Description | Size | Bulk Qty. |
|----------|------------------|---------------------------|-----------|
| VR2001 | Aluminum | 3/16" x 1/4" (.062-.270) | 6000 |
| VR2002 | Aluminum | 3/16" x 7/16" (.214-.437) | 4000 |
| VR2003 | Aluminum | 1/4" x 3/8" (.080-.375) | 2400 |
| VR2004 | Aluminum | 1/4" x 5/8" (.350-.625) | 2000 |
| VR3101 | Stainless | 3/16" x 1/4" (.062-.270) | 2000 |
| VR3102 | Stainless | 1/4" x 3/8" (.080-.375) | 1000 |
| VR4201 | Steel | 3/16" x 1/4" (.062-.270) | 2000 |
| VR4202 | Steel | 3/16" x 7/16" (.214-.437) | 1600 |
| VR4203 | Steel | 1/4" x 3/8" (.080-.375) | 1000 |
| VR4204 | Steel | 1/4" x 5/8" (.350-.625) | 800 |



- Body Diameters: 3/16" & 1/4"
- Grip Range: 0.062" thru 0.625"

Ideal for reducing rivet inventory and cost by taking the place of two or more sizes of standard rivets. Multi-grip blind rivets are specially designed for applications where materials of different thickness would generally require rivets in multiple sizes. Tip of the mandrel locks itself in the rivet eliminating the risk of the mandrel vibrating loose.

METAL TO METAL - For Holding Two Or More Pieces Of Material Together Typically In Sheet Metal Applications.

BACKUP RIVET WASHER




- Body Diameters: 1/8" thru 1/4"
- Grip Range: 0.056" thru 0.062"


| Part No. | Item Description | Size | Bulk Qty. |
|----------|------------------|-----------------------|-----------|
| 142001 | Aluminum | 0.125 x 0.375 x 0.059 | 10000 |
| 142002 | Aluminum | 0.156 x 0.437 x 0.059 | 10000 |
| 142003 | Aluminum | 0.187 x 0.500 x 0.059 | 10000 |
| 142004 | Aluminum | 0.250 x 0.500 x 0.059 | 10000 |

Used when installing into softer material and starting the rivet expansion is needed, when a wider clamping surface is desired, or when installing into irregular holes.

CONCRETE / MASONRY - For Pre-Drilling Concrete, Block, Brick, Masonry, And Stone

| SDS-PLUS CARBIDE BITS | Part No. | Item Description | Size | Pkg. Qty. |
|--|----------|---|----------------|-----------|
|  | C10009 | SDS-Plus Carbide Bit, 5/32" x 4-1/4" (2" Usable Length) | 5/32"x 4 1/4" | 1 |
| | ■ C10010 | SDS-Plus Carbide Bit, 5/32" x 6-1/4" (4" Usable Length) | 5/32"x 6 1/4" | 1 |
| | ■ C10020 | SDS-Plus Carbide Bit, 3/16" x 4-1/2" (2" Usable Length) | 3/16"x 4 1/2" | 1 |
| | ■ C10030 | SDS-Plus Carbide Bit, 3/16" x 6-1/2" (4" Usable Length) | 3/16"x 6 1/2" | 1 |
| | ■ C10031 | SDS-Plus Carbide Bit, 3/16" x 8-1/2" (6" Usable Length) | 3/16"x 8 1/2" | 1 |
| | C10032 | SDS-Plus Carbide Bit, 3/16" x 12-1/2" (10" Usable Length) | 3/16"x 12 1/2" | 1 |
| | C10033 | SDS-Plus Carbide Bit, 7/32" x 6-1/2" (4" Usable Length) | 7/32"x 6 1/2" | 1 |
| | C10034 | SDS-Plus Carbide Bit, 7/32" x 8-1/2" (6" Usable Length) | 7/32"x 8 1/2" | 1 |
| | C10035 | SDS-Plus Carbide Bit, 7/32" x 10-1/2" (8" Usable Length) | 7/32"x 10 1/2" | 1 |
| | C10036 | SDS-Plus Carbide Bit, 7/32" x 16" (14" Usable Length) | 7/32"x 16" | 1 |
| | ■ C10040 | SDS-Plus Carbide Bit, 1/4" x 4-1/2" (2" Usable Length) | 1/4"x 4 1/2" | 1 |
| | ■ C10050 | SDS-Plus Carbide Bit, 1/4" x 6-1/2" (4" Usable Length) | 1/4"x 6 1/2" | 1 |
| | ■ C10051 | SDS-Plus Carbide Bit, 1/4" x 8-1/2" (6" Usable Length) | 1/4"x 8 1/2" | 1 |
| | C10052 | SDS-Plus Carbide Bit, 1/4" x 10-1/2" (8" Usable Length) | 1/4"x 10 1/2" | 1 |
| | C10053 | SDS-Plus Carbide Bit, 1/4" x 14" (12" Usable Length) | 1/4"x 14" | 1 |
| | C10054 | SDS-Plus Carbide Bit, 1/4" x 16" (14" Usable Length) | 1/4"x 16" | 1 |
| | ■ C10060 | SDS-Plus Carbide Bit, 5/16" x 6-1/2" (4" Usable Length) | 5/16"x 6 1/2" | 1 |
| | C10070 | SDS-Plus Carbide Bit, 5/16" x 12-1/2" (10" Usable Length) | 5/16"x 12 1/2" | 1 |
| | ■ C10080 | SDS-Plus Carbide Bit, 3/8" x 6-1/2" (4" Usable Length) | 3/8"x 6 1/2" | 1 |
| | C10090 | SDS-Plus Carbide Bit, 3/8" x 10-1/2" (8" Usable Length) | 3/8"x 10 1/2" | 1 |
| | ● C10100 | SDS-Plus Carbide Bit, 3/8" x 12-1/2" (10" Usable Length) | 3/8"x 12 1/2" | 1 |
| | C10101 | SDS-Plus Carbide Bit, 3/8" x 18" (16" Usable Length) | 3/8"x 18" | 1 |
| | C10102 | SDS-Plus Carbide Bit, 3/8" x 24" (22" Usable Length) | 3/8"x 24" | 1 |
| | C10110 | SDS-Plus Carbide Bit, 7/16" x 6-1/2" (4" Usable Length) | 7/16"x 6 1/2" | 1 |
| | C10111 | SDS-Plus Carbide Bit, 7/16" x 12-1/2" (10" Usable Length) | 7/16"x 12 1/2" | 1 |
| | ■ C10120 | SDS-Plus Carbide Bit, 1/2" x 6-1/2" (4" Usable Length) | 1/2"x 6 1/2" | 1 |
| <ul style="list-style-type: none"> ■ Available in bulk pack (25 pcs) ● Available in bulk pack (10 pcs) | | | | |
| <p><i>Safety First – Always follow manufacturer's instructions and wear impact resistant safety goggles/shield & gloves.</i></p> | | | | |

CONCRETE / MASONRY - For Pre-Drilling Concrete, Block, Brick, Masonry, And Stone

| SDS-PLUS CARBIDE BITS | Part No. | Item Description | Size | Pkg. Qty. |
|--|----------|---|----------------|-----------|
|  | C10130 | SDS-Plus Carbide Bit, 1/2" x 10-1/2" (8" Usable Length) | 1/2"x 10 1/2" | 1 |
| | • C10140 | SDS-Plus Carbide Bit, 1/2" x 12-1/2" (10" Usable Length) | 1/2"x 12 1/2" | 1 |
| | C10141 | SDS-Plus Carbide Bit, 1/2" x 18" (16" Usable Length) | 1/2"x 18" | 1 |
| | C10142 | SDS-Plus Carbide Bit, 1/2" x 24" (22" Usable Length) | 1/2"x 24" | 1 |
| | C10150 | SDS-Plus Carbide Bit, 9/16" x 6-1/2" (4" Usable Length) | 9/16"x 6 1/2" | 1 |
| | C10160 | SDS-Plus Carbide Bit, 9/16" x 12-1/4" (10" Usable Length) | 9/16"x 12 1/4" | 1 |
| | C10170 | SDS-Plus Carbide Bit, 5/8" x 6-1/4" (4" Usable Length) | 5/8"x 6 1/4" | 1 |
| | • C10171 | SDS-Plus Carbide Bit, 5/8" x 8-1/4" (6" Usable Length) | 5/8"x 8 1/4" | 1 |
| | C10180 | SDS-Plus Carbide Bit, 5/8" x 9-1/2" (7" Usable Length) | 5/8"x 9 1/2" | 1 |
| | C10190 | SDS-Plus Carbide Bit, 5/8" x 12-1/4" (10" Usable Length) | 5/8"x 12 1/4" | 1 |
| | C10191 | SDS-Plus Carbide Bit, 5/8" x 18" (16" Usable Length) | 5/8"x 18" | 1 |
| | C10192 | SDS-Plus Carbide Bit, 5/8" x 24" (22" Usable Length) | 5/8"x 24" | 1 |
| | • C10193 | SDS-Plus Carbide Bit, 3/4" x 8" (6" Usable Length) | 3/4"x 8" | 1 |
| | C10200 | SDS-Plus Carbide Bit, 11/16" x 7" (5" Usable Length) | 11/16"x 7" | 1 |
| | C10210 | SDS-Plus Carbide Bit, 3/4" x 10" (8" Usable Length) | 3/4"x 10" | 1 |
| | C10220 | SDS-Plus Carbide Bit, 3/4" x 12" (10" Usable Length) | 3/4"x 12" | 1 |
| | C10221 | SDS-Plus Carbide Bit, 3/4" x 18" (16" Usable Length) | 3/4"x 18" | 1 |
| | C10222 | SDS-Plus Carbide Bit, 3/4" x 24" (22" Usable Length) | 3/4"x 24" | 1 |
| | C10223 | SDS-Plus Carbide Bit, 7/8" x 8" (6" Usable Length) | 7/8"x 8" | 1 |
| | C10230 | SDS-Plus Carbide Bit, 7/8" x 10" (8" Usable Length) | 7/8"x 10" | 1 |
| | C10231 | SDS-Plus Carbide Bit, 7/8" x 12" (10" Usable Length) | 7/8"x 12" | 1 |
| | C10240 | SDS-Plus Carbide Bit, 1" x 10" (8" Usable Length) | 1"x 10" | 1 |
| | C10241 | SDS-Plus Carbide Bit, 1" x 18" (16" Usable Length) | 1"x 18" | 1 |

■ Available in bulk pack (25 pcs)

• Available in bulk pack (10 pcs)

Safety First – Always follow manufacturer's instructions and wear impact resistant safety goggles/ shield & gloves.

CONCRETE / MASONRY - For Pre-Drilling Concrete, Block, Brick, Masonry, And Stone

SDS-MAX CARBIDE BITS



- Rotary Hammer Drill
- Serrated Head Geometry
- Self Centering Chisel Point
- ANSI B212.15 Specification
- Tungsten Carbide Tip
- Copper/Silver Brazing
- Fastest Dust Removal
- Less Vibration

| Part No. | Item Description | Size | Pkg. Qty. |
|----------|---|-------------|-----------|
| C13100 | SDS-Max Carbide Bit, 3/8" x 13" (8" Usable Length) | 3/8"x 13" | 1 |
| C13102 | SDS-Max Carbide Bit, 1/2" x 13" (8" Usable Length) | 1/2"x 13" | 1 |
| C13104 | SDS-Max Carbide Bit, 1/2" x 21" (15-1/2" Usable Length) | 1/2"x 21" | 1 |
| C13106 | SDS-Max Carbide Bit, 9/16" x 21" (15-1/2" Usable Length) | 9/16"x 21" | 1 |
| C13108 | SDS-Max Carbide Bit, 5/8" x 13" (8" Usable Length) | 5/8"x 13" | 1 |
| C13110 | SDS-Max Carbide Bit, 5/8" x 21" (15-1/2" Usable Length) | 5/8"x 21" | 1 |
| C13112 | SDS-Max Carbide Bit, 5/8" x 36" (31" Usable Length) | 5/8"x 36" | 1 |
| C13114 | SDS-Max Carbide Bit, 11/16" x 21" (15-1/2" Usable Length) | 11/16"x 21" | 1 |
| C13116 | SDS-Max Carbide Bit, 3/4" x 13" (8" Usable Length) | 3/4"x 13" | 1 |
| C13118 | SDS-Max Carbide Bit, 3/4" x 21" (15-1/2" Usable Length) | 3/4"x 21" | 1 |
| C13120 | SDS-Max Carbide Bit, 3/4" x 36" (32" Usable Length) | 3/4"x 36" | 1 |
| C13122 | SDS-Max Carbide Bit, 7/8" x 13" (8" Usable Length) | 7/8"x 13" | 1 |
| C13124 | SDS-Max Carbide Bit, 7/8" x 21" (17" Usable Length) | 7/8"x 21" | 1 |
| C13126 | SDS-Max Carbide Bit, (7/8" x 36" (32" Usable Length) | 7/8"x 36" | 1 |
| C13128 | SDS-Max Carbide Bit, 1" x 13" (8" Usable Length) | 1"x 13" | 1 |
| C13130 | SDS-Max Carbide Bit, 1" x 21" (17" Usable Length) | 1"x 21" | 1 |
| C13132 | SDS-Max Carbide Bit, 1" x 36" (32" Usable Length) | 1"x 36" | 1 |
| C13134 | SDS-Max Carbide Bit, 1-1/8" x 17" (13" Usable Length) | 1 1/8"x 17" | 1 |
| C13136 | SDS-Max Carbide Bit, 1-1/8" x 21" (17" Usable Length) | 1 1/8"x 21" | 1 |
| C13138 | SDS-Max Carbide Bit, 1-1/8" x 36" (32" Usable Length) | 1 1/8"x 36" | 1 |
| C13140 | SDS-Max Carbide Bit, 1-1/4" x 13" (11" Usable Length) | 1 1/4"x 15" | 1 |
| C13142 | SDS-Max Carbide Bit, 1-1/4" x 23" (17" Usable Length) | 1 1/4"x 23" | 1 |
| C13143 | SDS-Max Carbide Bit, 1-1/4" x 36" (31" Usable Length) | 1 1/4"x 36" | 1 |
| C13144 | SDS-Max Carbide Bit, 1-3/8" x 23" (17" Usable Length) | 1 3/8"x 23" | 1 |
| C13146 | SDS-Max Carbide Bit, 1-1/2" x 23" (17" Usable Length) | 1 1/2"x 23" | 1 |
| C13148 | SDS-Max Carbide Bit, 1-3/4" x 23" (18" Usable Length) | 1 3/4"x 23" | 1 |
| C13150 | SDS-Max Carbide Bit, 2" x 23" (18" Usable Length) | 2"x 23" | 1 |

Safety First – Always follow manufacturer's instructions and wear impact resistant safety goggles/shield & gloves.

CONCRETE / MASONRY - For Pre-Drilling Prior To Installing Drop-In Anchors

SDS-PLUS CARBIDE BITS



- Rotary Hammer Drill
- Stop-Lip Prevents Over-Drilling
- Drill Exact Depth for Drop-In Anchors
- Less Likely to Hit Rebar
- ANSI B212.15 Specification

| Part No. | Item Description | Size | Pkg. Qty. |
|----------|---|---------------|-----------|
| C12100 | SDS-PLUS Bit & Stop, 3/8" x 1-1/16" for 1/4" Drop-In Anchor | 3/8 x 1-1/16 | 1 |
| C12102 | SDS-PLUS Bit & Stop, 1/2" x 13/16" for 3/8" S Drop-In Anchor | 1/2 x 13/16 | 1 |
| C12104 | SDS-PLUS Bit & Stop, 1/2" x 1-11/16" for 3/8" Drop-In Anchor | 1/2 x 1-11/16 | 1 |
| C12106 | SDS-PLUS Bit & Stop, 5/8" x 1-3/16" for 1/2" S Drop-In Anchor | 5/8 x 1-3/16 | 1 |
| C12108 | SDS-PLUS Bit & Stop, 5/8" x 2-1/16" for 1/2" Drop-In Anchor | 5/8 x 2-1/16 | 1 |

Safety First – Always follow manufacturer's instructions and wear impact resistant safety goggles/shield & gloves.

CONCRETE / MASONRY - For Pre-Drilling Prior To Installing Concrete Screws

SDS-HEX CARBIDE BITS



- Special Tungsten Carbide Tip
- Copper/Silver Brazing
- ANSI B212.15 Specification

| Part No. | Item Description | Size | Pkg. Qty. |
|----------|--|-----------|-----------|
| C19200 | SDS-HEX Concrete Screw Bit 5/32" x 5" (2-1/2" Usable Length) | 5/32"x 5" | 1 |
| C19201 | SDS-HEX Concrete Screw Bit 5/32" x 7" (4-1/2" Usable Length) | 5/32"x 7" | 1 |
| C19100 | SDS-HEX Concrete Screw Bit 3/16" x 5" (2-1/2" Usable Length) | 3/16"x 5" | 1 |
| C19101 | SDS-HEX Concrete Screw Bit 3/16" x 7" (4-1/2" Usable Length) | 3/16"x 7" | 1 |

Safety First – Always follow manufacturer's instructions and wear impact resistant safety goggles/shield & gloves.

METAL / STAINLESS / CONCRETE - USA Manufactured Cutoff Wheels For Angle Grinders And Chopsaws

CUTOFF WHEELS



- Manufactured in USA
- Resin Bonded
- Fast Stock Removal
- Premium Quality
- Long Cutting Life

| Part No. | Item Description | Size | Case Qty. |
|----------|--|-----------------------|-----------|
| A01010 | (USA) Type 1 Cutoff Wheel -Treated Aluminum Oxide, TA60U | 4-1/2" x .045" x 7/8" | 25 |
| A01011 | (USA) Type 1 Cutoff Wheel - Treated Aluminum Oxide, TA60U | 5" x .045" x 7/8" | 25 |
| A01012 | (USA) Type 1 Cutoff Wheel -Treated Aluminum Oxide, TA60U | 6" x .045" x 7/8" | 25 |
| A01013 | (USA) Type 1 Cutoff Wheel -Treated Aluminum Oxide, TA60U | 7" x .045" x 7/8" | 25 |
| A01020 | (USA) Type 27 Cutoff Wheel - Treated Aluminu, Oxide, TA60U | 4-1/2" x .045" x 7/8" | 25 |
| A01021 | (USA) Type 27 Cutoff Wheel - Treated Aluminu, Oxide, TA60U | 5" x .045" x 7/8" | 25 |
| A01022 | (USA) Type 27 Cutoff Wheel - Treated Aluminu, Oxide, TA60U | 6" x .045" x 7/8" | 25 |
| A01023 | (USA) Type 27 Cutoff Wheel - Treated Aluminu, Oxide, TA60U | 7" x .045" x 7/8" | 25 |
| A01030 | (USA) Type 1 (Chop Saw Wheel) Treated Aluminum Oxide, A46T | 14" x 3/32 x 1" | 10 |
| A01032 | (USA) Type 1 (Chop Saw Wheel) Treated Aluminum Oxide, A36T | 14" x 3/32 x 1" | 10 |

Safety First – Always follow manufacturer's instructions and wear impact resistant safety goggles/shield & gloves.

METAL / STAINLESS / CONCRETE - USA Manufactured Cutoff Wheels For High-Speed Gas Saws

CUTOFF WHEELS



- Manufactured in USA
- Fast Stock Removal
- Premium Quality
- Long Cutting Life

| Part No. | Item Description | Size | Case Qty. |
|----------|---|-------------------|-----------|
| A02010 | (USA) Type 1, Portable Hi-Speed Gas Saw Cutoff Wheel, A24R | 14" x 1/8" x 1" | 10 |
| A02011 | (USA) Type 1, Portable Hi-Speed Gas Saw Cutoff Wheel, A24R | 14" x 1/8" x 20MM | 10 |
| A02016 | (USA) Type 1, Portable Hi-Speed Gas Saw Cutoff Wheel, TA24R | 14" x 1/8" x 1" | 10 |
| A02017 | (USA) Type 1, Portable Hi-Speed Gas Saw Cutoff Wheel, TA24R | 14" x 1/8" x 20MM | 10 |
| A02022 | (USA) Type 1, Portable Hi-Speed Gas Saw Cutoff Wheel, AC24R | 14" x 1/8" x 1" | 10 |
| A02023 | (USA) Type 1, Portable Hi-Speed Gas Saw Cutoff Wheel, AC24R | 14" x 1/8" x 20MM | 10 |
| A02028 | (USA) Type 1, Portable Hi-Speed Gas Saw Cutoff Wheel, C24R | 14" x 1/8" x 1" | 10 |
| A02029 | (USA) Type 1, Portable Hi-Speed Gas Saw Cutoff Wheel, C24R | 14" x 1/8" x 20MM | 10 |

C24R (Silicone Carbide Grain) for Cured Concrete, Masonry, Brick, Block, and Stone. Popular choice for masonry work.

A24R (Aluminum Oxide Grain) for Ferrous Metals, Structural Steel, Iron, and Rebar. A consistently performing wheel for a variety of applications

AC24R (Aluminum Oxide and Silicone Carbide Grain) for Ductile Pipe, Cast Iron, Concrete, Coated Steel, Sewer and Water Mains.

TA24R (Specialty Treated Aluminum Oxide Grain Hard Bond) for Thin Metals, Roofing, Decking, and Car Dismantling

Safety First – Always follow manufacturer's instructions and wear impact resistant safety goggles/shield & gloves.

METAL / STAINLESS - For Use On Steel And Stainless

TYPE 27 GRINDING WHEELS



- Resin Bonded
- Reinforced with Glass Fiber
- For Steel and Stainless
- Good Cutting Life
- Good Removal Rate
- Contaminant Free

| Part No. | Item Description | Size | Case Qty. |
|----------|--|----------------------|-----------|
| A05010 | Type 27 - Grinding Wheel, Aluminum Oxide, AS24/30 PBF, Arbor | 4 1/2" x 1/4" x 7/8" | 25 |
| A05012 | Type 27 - Grinding Wheel, Aluminum Oxide, AS24/30 PBF, Nut Arbor | 4 1/2"x1/4"x5/8-11" | 10 |
| A05014 | Type 27 - Grinding Wheel, Aluminum Oxide, AS24/30 PBF, Arbor | 5" x 1/4" x 7/8" | 25 |
| A05016 | Type 27 - Grinding Wheel, Aluminum Oxide, AS24/30 PBF, Nut Arbor | 5" x 1/4" x 5/8"-11 | 10 |
| A05018 | Type 27 - Grinding Wheel, Aluminum Oxide, AS24/30 PBF, Arbor | 6" x 1/4" x 7/8" | 25 |
| A05020 | Type 27 - Grinding Wheel, Aluminum Oxide, AS24/30 PBF, Nut Arbor | 6" x 1/4" x 5/8"-11 | 10 |
| A05022 | Type 27 - Grinding Wheel, Aluminum Oxide, AS24/30 PBF, Arbor | 7" x 1/4" x 7/8" | 10 |
| A05024 | Type 27 - Grinding Wheel, Aluminum Oxide, AS24/30 PBF, Nut Arbor | 7" x 1/4" x 5/8"-11 | 10 |
| A05026 | Type 27 - Grinding Wheel, Aluminum Oxide, AS24/30 PBF, Arbor | 9" x 1/4" x 7/8" | 10 |
| A05128 | Type 27 - Grinding Wheel, Aluminum Oxide, AS24/30 PBF, Nut Arbor | 9" x 1/4" x 5/8"-11 | 10 |

Safety First – Always follow manufacturer's instructions and wear impact resistant safety goggles/shield & gloves.

METAL / STAINLESS - For All Metals

TYPE 29 FLAP DISCS



- Excellent Cutting Life
- No Burning of Parts
- Silent, Vibration Free Grinding

| Part No. | Item Description | Size | Case Qty. |
|----------|--------------------------------------|-----------------|-----------|
| A10010 | Type-29 Flap Disc, Zirconia, 40 Grit | 4-1/2" x 7/8" | 10 |
| A10011 | Type-29 Flap Disc, Zirconia, 60 Grit | 4-1/2" x 7/8" | 10 |
| A10012 | Type-29 Flap Disc, Zirconia, 80 Grit | 4-1/2" x 7/8" | 10 |
| A10015 | Type-29 Flap Disc, Zirconia, 40 Grit | 5" x 7/8" | 10 |
| A10016 | Type-29 Flap Disc, Zirconia, 60 Grit | 5" x 7/8" | 10 |
| A10017 | Type-29 Flap Disc, Zirconia, 80 Grit | 5" x 7/8" | 10 |
| A10100 | Type-29 Flap Disc, Zirconia, 40 Grit | 4-1/2" x 5/8-11 | 10 |
| A10101 | Type-29 Flap Disc, Zirconia, 60 Grit | 4-1/2" x 5/8-11 | 10 |
| A10102 | Type-29 Flap Disc, Zirconia, 80 Grit | 4-1/2" x 5/8-11 | 10 |
| A10105 | Type-29 Flap Disc, Zirconia, 40 Grit | 5" x 5/8-11 | 10 |
| A10106 | Type-29 Flap Disc, Zirconia, 60 Grit | 5" x 5/8-11 | 10 |
| A10107 | Type-29 Flap Disc, Zirconia, 80 Grit | 5" x 5/8-11 | 10 |

Safety First – Always follow manufacturer's instructions and wear impact resistant safety goggles/shield & gloves.

METAL / STAINLESS - For All Metals

TYPE 27 FLAP DISCS



- Complete 2 processes with one dual surface disk
- New ceramic hybrid fabric allows grinding of work pieces with just one coarse to medium grit disk

| Part No. | Item Description | Size | Case Qty. |
|----------|--------------------------------------|-----------------|-----------|
| A12010 | Type-27 Combo Flap Disk, 40/60 Grit | 4-1/2" x 5/8-11 | 10 |
| A12011 | Type-27 Combo Flap Disk, 60/80 Grit | 4-1/2" x 5/8-11 | 10 |
| A12012 | Type-27 Combo Flap Disk, 80/120 Grit | 4-1/2" x 5/8-11 | 10 |
| A12015 | Type-27 Combo Flap Disk, 40/60 Grit | 5" x 5/8-11 | 10 |
| A12016 | Type-27 Combo Flap Disk, 60/80 Grit | 5" x 5/8-11 | 10 |
| A12017 | Type-27 Combo Flap Disk, 80/120 Grit | 5" x 5/8-11 | 10 |

Safety First – Always follow manufacturer's instructions and wear impact resistant safety goggles/shield & gloves.

METAL - General Purpose Hand-Pads

HAND PADS



- High mineral content
- Non-woven nylon, easy to fold
- Non-metallic, won't rust
- Long lasting w/high resistance to tearing

| Part No. | Item Description | Size | Case Qty. |
|----------|----------------------------------|---------|-----------|
| A20010 | Maroon General Purpose Non-woven | 6" x 9" | 10 |
| A20011 | Grey M19 Ultra Fine Non-woven | 6" x 9" | 10 |
| A20012 | Green M11 Fine Non-woven | 6" x 9" | 10 |
| A20013 | White Non Abrasive Non-woven | 6" x 9" | 10 |
| A20014 | Tan Heavy Duty Coarse Non-woven | 6" x 9" | 10 |

Safety First – Always follow manufacturer's instructions and wear impact resistant safety goggles/shield & gloves.



Proferred
BBI TOOLS



The Quality You Know™



GENERAL PURPOSE

HAND TOOLS

| Part No. | Item Description | Size | Pkg. Qty. |
|----------|---|--------------|-----------|
| T49001 | 21oz California Hammer (Curved Handle), Milled Face, Hickory Handle | 21oz. | 1 |
| T49013 | 20oz Ripping Claw Hammer, Polished Face, Hickory Handle | 20oz. | 1 |
| T49024 | 16oz Curved Claw Hammer, Polished Face, Hickory Handle | 16oz. | 1 |
| T49032 | 3lb One Piece Forged Club Hammer, Polished Head, TPR Grip | 3lb. | 1 |
| T49051 | 12oz Drywall Hammer, Milled Face, Hickory Handle | 12oz. | 1 |
| T02001 | Aviation Snips, TPR Grip | Straight Cut | 6 |
| T02002 | Aviation Snips, TPR Grip | Left Cut | 6 |
| T02003 | Aviation Snips, TPR Grip | Right Cut | 6 |
| T02004 | Aviation Snips, TPR Grip | Notch Cut | 6 |
| T02005 | Aviation Snips, TPR Grip | Long Cut | 6 |
| T06002 | Tiger Paw Adjustable Wrench w/ Padded Handle, Matte Finish | 6" Length | 1 |
| T06003 | Tiger Paw Adjustable Wrench w/ Padded Handle, Matte Finish | 8" Length | 1 |
| T06004 | Tiger Paw Adjustable Wrench w/ Padded Handle, Matte Finish | 10" Length | 1 |
| T06005 | Tiger Paw Adjustable Wrench w/ Padded Handle, Matte Finish | 12" Length | 1 |
| T08001 | Plumbing Adjustable Wrench, Phos Finish | 6" Length | 1 |
| T08002 | Plumbing Adjustable Wrench, Phos Finish | 8" Length | 1 |
| T08003 | Plumbing Adjustable Wrench, Phos Finish | 10" Length | 1 |
| T08004 | Plumbing Adjustable Wrench, Phos Finish | 12" Length | 1 |
| T11014 | Pipe Wrench, Forged Steel - 14" | 14" | 1 |
| T11018 | Pipe Wrench, Forged Steel - 18" | 18" | 1 |
| T15001 | High Leverage Heavy Duty Lineman's Pliers, TPR Grip | 8.5" Length | 1 |
| T15002 | High Leverage Heavy Duty Lineman's Pliers, TPR Grip | 9.5" Length | 1 |
| T16001 | Straight Jaw Groove Joint Pliers, Coated Grip | 8" Length | 1 |
| T16002 | Straight Jaw Groove Joint Pliers, Coated Grip | 10" Length | 1 |
| T16003 | Straight Jaw Groove Joint Pliers, Coated Grip | 12" Length | 1 |
| T18002 | High Leverage Heavy Duty Diagonal Pliers, TPR Grip | 7" Length | 1 |
| T18003 | High Leverage Heavy Duty Diagonal Pliers, TPR Grip | 8" Length | 1 |
| T20101 | All Purpose 7 in 1 Plier | 8" | 1 |
| T21002 | Slip Joint Pliers, TPR Grip | 8" | 1 |
| T23007 | Curved Jaw Locking Pliers 7" | 7" | 1 |
| T23010 | Curved Jaw Locking Pliers 10" | 10" | 1 |
| T23100 | Locking C-Clamp 6" | 6" | 1 |
| T23211 | Locking C-Clamps with Swivel Pads 11" | 11" | 1 |
| T23409 | Long Nose Jaw Locking Pliers 9" | 9" | 1 |
| T29001 | Interchangeable (Stubby) 5 in 1 Screwdriver | 5 in 1 | 1 |
| T29002 | Interchangeable 9 in 1 Screwdriver | 9 in 1 | 1 |
| T29004 | Interchangeable 19 in 1 Ratcheting Screwdriver | 19 in 1 | 1 |



T49001



T49051



T02003



T06004



T08003



T15001



T16003



T20101



T29004



T23100



Proferred®
BBI TOOLS



The Quality You Know™



GENERAL PURPOSE

HAND TOOLS

| Part No. | Item Description | Size | Pkg. Qty. |
|----------|---|---------------|-----------|
| T40001 | Iron Tacker Staple Gun (1/4" to 9/16") Staples | 1/4" to 9/16" | 1 |
| T41001 | Hammer Tacker (1/4" to 3/8") Staples | 1/4" to 3/8" | 1 |
| T42001 | Staples (1.2mm Thick, 10.6mm Wide) | 1/4" | 1 |
| T42002 | Staples (1.2mm Thick, 10.6mm Wide) | 5/16" | 1 |
| T42003 | Staples (1.2mm Thick, 10.6mm Wide) | 3/8" | 1 |
| T42004 | Staples (1.2mm Thick, 10.6mm Wide) | 1/2" | 1 |
| T42005 | Staples (1.2mm Thick, 10.6mm Wide) | 9/16" | 1 |
| T53002 | Heavy Duty Tape Measure w/Magnetic Hook | 25' | 1 |
| T54001 | Retractable Utility Knife | 6" | 6 |
| T54005 | Folding Utility Knife | 4-1/2" | 6 |
| T55001 | Blade (12 pcs. pack) 10 Packs per Case | 2" | 10 |
| C20001 | M2-HSS Drill Bit Set, (21 pc.) 1/16" to 3/8" | 1/16" to 3/8" | 1 |
| C20002 | M2-HSS Drill Bit Set, (29 pc.) 1/16" to 1/2" | 1/16" to 1/2" | 1 |
| M12010 | LED Flashlight, 260 Lumen, Non-Rechargeable | 260 Lumen | 1 |
| M12020 | LED Flashlight, 450 Lumen, Non-Rechargeable | 450 Lumen | 1 |
| M12030 | LED Flashlight, 700 Lumen, Rechargeable | 700 Lumen | 1 |
| M12050 | LED Portable Worklight, 1,400 Lumen, Rechargeable | 1,400 Lumen | 1 |
| M20010 | Packaging Tape, 2" x 110 yds. 1.8mil, Acrylic Clear | 2" x 110yds. | 36 rolls |
| M20011 | Packaging Tape, 3" x 110 yds. 1.8mil, Acrylic Clear | 3" x 110yds. | 24 rolls |
| M20020 | Packaging Tape, 2" x 110 yds. 1.8mil, Hot-Melt, Brown | 2" x 110yds. | 36 rolls |
| M20111 | Packaging 3" Tape Dispensing Gun | 3" Tape Gun | 24 rolls |
| M21010 | Duct Tape 1.88" X 60yds. 0.18mm General Purpose, Silver | 2" x 60yds | 36 rolls |
| M21011 | Duct Tape 1.88" X 60yds. 0.18mm General Purpose, Black | 2" x 60yds | 36 rolls |
| M21020 | Duct Tape 1.88" X 60yds. 0.225mm Heavy Duty, Silver | 2" x 60yds | 36 rolls |
| M23010 | Vinyl Electrical Tape 3/4" x 66ft. 0.18mm, Black | 3/4" X 66FT | 10 rolls |
| M24010 | Thread Sealing Tape, White, 1/2" x 43' | 1/2" x 43' | 50 rolls |
| M25010 | Yellow / Black Caution Tape 3" x 1,000' (1.3mil) | 3" x 1,000' | 16 rolls |
| M25020 | Red / Black Danger Tape 3" x 1,000' (1.3mil) | 3" x 1,000' | 16 rolls |
| M26010 | Contractor Waste Bags, 4mil, 42 Gallon, (20 Per Box) | 42 Gallon | 1 box |
| M26011 | Contractor Waste Bags, 3mil, 42 Gallon, (20 Per Box) | 42 Gallon | 1 box |
| T98003 | Carpenter Pencil, 7" | 7" | 125 pcs. |
| T99001 | USA Hand & Tool Wipes, 82 Wipes per Canister | 82 Wipes | 6 |
| T99100 | USA Shop Towels, 200 Sheets Per Box | | 4 boxes |



T41001



T53002



T54001



C20002



M21010



M21011



M25010



M26011



T99001

GENERAL PURPOSE PPE

NITRILE GLOVES - DISPOSABLE



| Part No. | Item Description | Size | Pkg. Qty. |
|----------|--|------|-----------|
| M01001 | Disposable Nitrile Gloves, Powder-Free, (5mil) Blue | S | 1,000 |
| M01002 | Disposable Nitrile Gloves, Powder-Free, (5mil) Blue | M | 1,000 |
| M01003 | Disposable Nitrile Gloves, Powder-Free, (5mil) Blue | L | 1,000 |
| M01004 | Disposable Nitrile Gloves, Powder-Free, (5mil) Blue | XL | 1,000 |
| M01005 | Disposable Nitrile Gloves, Powder-Free, (5mil) Blue | XXL | 1,000 |
| M01006 | Disposable Nitrile Gloves, Powder-Free, (5mil) Black | S | 1,000 |
| M01007 | Disposable Nitrile Gloves, Powder-Free, (5mil) Black | M | 1,000 |
| M01008 | Disposable Nitrile Gloves, Powder-Free, (5mil) Black | L | 1,000 |
| M01009 | Disposable Nitrile Gloves, Powder-Free, (5mil) Black | XL | 1,000 |
| M01010 | Disposable Nitrile Gloves, Powder-Free, (5mil) Black | XXL | 1,000 |
| M01020 | Disposable Nitrile Gloves, Powder-Free, (8mil) Blue | S | 1,000 |
| M01021 | Disposable Nitrile Gloves, Powder-Free, (8mil) Blue | M | 1,000 |
| M01022 | Disposable Nitrile Gloves, Powder-Free, (8mil) Blue | L | 1,000 |
| M01023 | Disposable Nitrile Gloves, Powder-Free, (8mil) Blue | XL | 1,000 |
| M01024 | Disposable Nitrile Gloves, Powder-Free, (8mil) Blue | XXL | 1,000 |
















GENERAL PURPOSE PPE

INDUSTRIAL GLOVES



| Part No. | Item Description | Size | Pkg. Qty. |
|----------|--|------|-----------|
| M05001 | Poly Cotton Knitted Industrial Gloves, Natural Color | S | 6 |
| M05002 | Poly Cotton Knitted Industrial Gloves, Natural Color | L | 6 |
| M05005 | Natural Canvas Industrial Gloves | S | 6 |
| M05006 | Natural Canvas Industrial Gloves | L | 6 |
| M05010 | Inspection Industrial Gloves | S | 6 |
| M05011 | Inspection Industrial Gloves | L | 6 |
| M05015 | A/B Cowhide Industrial Gloves, Double Palm | M | 6 |
| M05016 | A/B Cowhide Industrial Gloves, Double Palm | L | 6 |
| M05020 | Gray PU Coating /Gray Nylon Industrial Gloves | S | 6 |
| M05021 | Gray PU Coating /Gray Nylon Industrial Gloves | M | 6 |
| M05022 | Gray PU Coating /Gray Nylon Industrial Gloves | L | 6 |
| M05023 | Gray PU Coating /Gray Nylon Industrial Gloves | XL | 6 |
| M05024 | Gray PU Coating /Gray Nylon Industrial Gloves | XXL | 6 |
| M05025 | Blue Latex/Gray Polyester Industrial Gloves | S | 6 |
| M05026 | Blue Latex/Gray Polyester Industrial Gloves | M | 6 |
| M05027 | Blue Latex/Gray Polyester Industrial Gloves | L | 6 |
| M05028 | Blue Latex/Gray Polyester Industrial Gloves | XL | 6 |
| M05029 | Blue Latex/Gray Polyester Industrial Gloves | XXL | 6 |


GENERAL PURPOSE PPE

| INDUSTRIAL GLOVES | | Part No. | Item Description | Size | Pkg. Qty. |
|---|--------|----------|--|------|-----------|
|  | M05032 | M05030 | Black Nitrile/Gray Liner Industrial Gloves | S | 6 |
| | | M05031 | Black Nitrile/Gray Liner Industrial Gloves | M | 6 |
|  | M05037 | M05032 | Black Nitrile/Gray Liner Industrial Gloves | L | 6 |
| | | M05033 | Black Nitrile/Gray Liner Industrial Gloves | XL | 6 |
|  | M05102 | M05034 | Black Nitrile/Gray Liner Industrial Gloves | XXL | 6 |
| | | M05035 | Black Nitrile/Gray Liner Industrial Gloves w/Palm Dots | S | 6 |
|  | M05108 | M05036 | Black Nitrile/Gray Liner Industrial Gloves w/Palm Dots | M | 6 |
| | | M05037 | Black Nitrile/Gray Liner Industrial Gloves w/Palm Dots | L | 6 |
|  | M05113 | M05038 | Black Nitrile/Gray Liner Industrial Gloves w/Palm Dots | XL | 6 |
| | | M05039 | Black Nitrile/Gray Liner Industrial Gloves w/Palm Dots | XXL | 6 |
|  | M05117 | M05101 | Black PU Coating/Black Nylon Industrial Gloves | S | 6 |
| | | M05102 | Black PU Coating/Black Nylon Industrial Gloves | M | 6 |
|  | M05123 | M05103 | Black PU Coating/Black Nylon Industrial Gloves | L | 6 |
| | | M05104 | Black PU Coating/Black Nylon Industrial Gloves | XL | 6 |
|  | M05112 | M05105 | Black PU Coating/Black Nylon Industrial Gloves | XXL | 6 |
| | | M05107 | Hybrid Triple Polymer Coated Industrial Gloves | M | 6 |
|  | M05111 | M05108 | Hybrid Triple Polymer Coated Industrial Gloves | L | 6 |
| | | M05109 | Hybrid Triple Polymer Coated Industrial Gloves | XL | 6 |
|  | M05112 | M05111 | Mechanics Industrial Gloves | S | 6 |
| | | M05112 | Mechanics Industrial Gloves | M | 6 |
|  | M05113 | M05113 | Mechanics Industrial Gloves | L | 6 |
| | | M05114 | Mechanics Industrial Gloves | XL | 6 |
|  | M05114 | M05115 | Mechanics Industrial Gloves | XXL | 6 |
| | | M05117 | Pigskin Industrial/Truck Drivers Gloves | M | 6 |
|  | M05118 | M05118 | Pigskin Industrial/Truck Drivers Gloves | L | 6 |
| | | M05119 | Pigskin Industrial/Truck Drivers Gloves | XL | 6 |
|  | M05119 | M05122 | Cowhide Leather Industrial Gloves | M | 6 |
| | | M05123 | Cowhide Leather Industrial Gloves | L | 6 |
|  | M05123 | M05124 | Cowhide Leather Industrial Gloves | XL | 6 |
| | | | | | |

GENERAL PURPOSE PPE

| INDUSTRIAL GLOVES | | Part No. | Item Description | Size | Pkg. Qty. |
|--|---|----------|--|------|-----------|
|  |  | M05127 | Poly Cotton Knitted Gloves w/PVC Dots, Natural Color | S | 6 |
| | | M05128 | Poly Cotton Knitted Gloves w/PVC Dots, Natural Color | L | 6 |
|  |  | M05129 | Brown Jersey Gloves | M | 6 |
| | | M05130 | Brown Jersey Gloves | L | 6 |
| | | M05131 | Brown Jersey Gloves | XL | 6 |
|  |  | M06010 | Gray PU/Gray HPPE Liner (Cut Level 2) Resistant Gloves | S | 6 |
| | | M06011 | Gray PU/Gray HPPE Liner (Cut Level 2) Resistant Gloves | M | 6 |
| | | M06012 | Gray PU/Gray HPPE Liner (Cut Level 2) Resistant Gloves | L | 6 |
| | | M06013 | Gray PU/Gray HPPE Liner (Cut Level 2) Resistant Gloves | XL | 6 |
|  |  | M06014 | Gray PU/Gray HPPE Liner (Cut Level 2) Resistant Gloves | XXL | 6 |
| | | M06015 | Gray PU/Gray HPPE Liner (Cut Level 3) Resistant Gloves | S | 6 |
|  |  | M06016 | Gray PU/Gray HPPE Liner (Cut Level 3) Resistant Gloves | M | 6 |
| | | M06017 | Gray PU/Gray HPPE Liner (Cut Level 3) Resistant Gloves | L | 6 |
|  |  | M06018 | Gray PU/Gray HPPE Liner (Cut Level 3) Resistant Gloves | XL | 6 |
| | | M06019 | Gray PU/Gray HPPE Liner (Cut Level 3) Resistant Gloves | XXL | 6 |
|  |  | M06100 | ANSI (Cut Level 4) Resistant Gloves | S | 6 |
| | | M06101 | ANSI (Cut Level 4) Resistant Gloves | M | 6 |
|  |  | M06102 | ANSI (Cut Level 4) Resistant Gloves | L | 6 |
| | | M06103 | ANSI (Cut Level 4) Resistant Gloves | X | 6 |
|  |  | M06104 | ANSI (Cut Level 4) Resistant Gloves | XXL | 6 |
| | | M06120 | ANSI (Cut Level 6) Resistant Gloves | S | 6 |
|  |  | M06121 | ANSI (Cut Level 6) Resistant Gloves | M | 6 |
| | | M06122 | ANSI (Cut Level 6) Resistant Gloves | L | 6 |
|  |  | M06123 | ANSI (Cut Level 6) Resistant Gloves | X | 6 |
| | | M06124 | ANSI (Cut Level 6) Resistant Gloves | XXL | 6 |

GENERAL PURPOSE PPE

| SAFETY GLASSES | | Part No. | Item Description | Size | Pkg. Qty. |
|---|--|----------|--|-----------|-----------|
|  | | M15100 | 100 Clear Lens HC Safety Glasses, | Universal | 12 |
| | | M15101 | 100 Clear Lens AS&AF Safety Glasses, | Universal | 12 |
| | | M15102 | 100 Smoke Lens HC Safety Glasses | Universal | 12 |
| | | M15103 | 100 Smoke Lens AS&AF Safety Glasses | Universal | 12 |
| | | M15104 | 100 Yellow/Amber Lens HC Safety Glasses | Universal | 12 |
| | | M15106 | 100 I/O Mirror Lens Safety Glasses | Universal | 12 |
| | | M15110 | 100 Clear Bifocal +1.0 HC Safety Glasses | Universal | 12 |
| | | M15111 | 100 Clear Bifocal +1.5 HC Safety Glasses | Universal | 12 |
| | | M15112 | 100 Clear Bifocal +2.0 HC Safety Glasses | Universal | 12 |
| | | M15113 | 100 Clear Bifocal +2.5 HC Safety Glasses | Universal | 12 |
| | | M15114 | 100 Clear Bifocal +3.0 HC Safety Glasses | Universal | 12 |
| | | M15120 | 100 Clear Mini Lens HC Safety Glasses | Mini | 12 |
| | | M15121 | 100 Clear Mini Lens AS&AF Safety Glasses | Mini | 12 |
| | | M15122 | 100 Smoke Mini Lens HC Safety Glasses | Mini | 12 |

• ANSI Z87.1 Compliant

GENERAL PURPOSE PPE

SAFETY GLASSES



M15220



M15300

• ANSI Z87.1 Compliant

| Part No. | Item Description | Size | Pkg. Qty. |
|----------|---|-----------|-----------|
| M15123 | 100 Smoke Lens AS&AF Safety Glasses | Universal | 12 |
| M15200 | 200 Clear Lens HC Safety Glasses | Universal | 12 |
| M15202 | 200 Smoke Lens HC Safety Glasses | Universal | 12 |
| M15210 | 210 Clear Lens HC Safety Glasses | Universal | 12 |
| M15211 | 210 Clear Lens AS&AF Safety Glasses | Universal | 12 |
| M15212 | 210 Smoke Lens HC Safety Glasses | Universal | 12 |
| M15213 | 210 Smoke Lens AS&AF Safety Glasses | Universal | 12 |
| M15214 | 210 Yellow/Amber HC Safety Glasses | Universal | 12 |
| M15216 | 210 I/O Mirror Lens Safety Glasses | Universal | 12 |
| M15220 | 220 Silver Mirror Lens HC Safety Glasses | Universal | 12 |
| M15230 | 220 Clear Lens HC Safety Glasses | Universal | 12 |
| M15240 | 240 Clear Lens Over Glasses, Safety Glasses | Universal | 12 |
| M15300 | G100 Cleans Lens Safety Goggles | Universal | 12 |

GENERAL PURPOSE PPE

SAFETY VESTS



M18001



M18040



M18100

| Part No. | Item Description | Size | Pkg. Qty. |
|----------|--|-----------|-----------|
| M18001 | Universal Reflective Vest, Non-Rated | Universal | 1 |
| M18010 | Yellow, (Class 2) 5-Point Breakaway Safety Vest, 2 Pockets | M | 1 |
| M18011 | Yellow, (Class 2) 5-Point Breakaway Safety Vest, 2 Pockets | L | 1 |
| M18012 | Yellow, (Class 2) 5-Point Breakaway Safety Vest, 2 Pockets | XL | 1 |
| M18013 | Yellow, (Class 2) 5-Point Breakaway Safety Vest, 2 Pockets | 2XL | 1 |
| M18020 | Orange, (Class 2) 5-Point Breakaway Safety Vest, 2 Pockets | M | 1 |
| M18021 | Orange, (Class 2) 5-Point Breakaway Safety Vest, 2 Pockets | L | 1 |
| M18022 | Orange, (Class 2) 5-Point Breakaway Safety Vest, 2 Pockets | XL | 1 |
| M18023 | Orange, (Class 2) 5-Point Breakaway Safety Vest, 2 Pockets | 2XL | 1 |
| M18030 | Lime, Hi-Vis ANSI (Class 2) Safety Vest, Single Pocket | M | 1 |
| M18031 | Lime, Hi-Vis ANSI (Class 2) Safety Vest, Single Pocket | L | 1 |
| M18032 | Lime, Hi-Vis ANSI (Class 2) Safety Vest, Single Pocket | XL | 1 |
| M18033 | Lime, Hi-Vis ANSI (Class 2) Safety Vest, Single Pocket | 2XL | 1 |
| M18040 | Orange, Hi-Vis ANSI (Class 2) Safety Vest, Single Pocket | M | 1 |
| M18041 | Orange, Hi-Vis ANSI (Class 2) Safety Vest, Single Pocket | L | 1 |
| M18042 | Orange, Hi-Vis ANSI (Class 2) Safety Vest, Single Pocket | XL | 1 |
| M18043 | Orange, Hi-Vis ANSI (Class 2) Safety Vest, Single Pocket | 2XL | 1 |
| M18100 | Lime, Hi-Vis ANSI (Class 3) Safety Vest, 4 Pockets | S | 1 |
| M18101 | Lime, Hi-Vis ANSI (Class 3) Safety Vest, 4 Pockets | M | 1 |
| M18102 | Lime, Hi-Vis ANSI (Class 3) Safety Vest, 4 Pockets | L | 1 |
| M18103 | Lime, Hi-Vis ANSI (Class 3) Safety Vest, 4 Pockets | XL | 1 |
| M18104 | Lime, Hi-Vis ANSI (Class 3) Safety Vest, 4 Pockets | 2XL | 1 |
| M18105 | Lime, Hi-Vis ANSI (Class 3) Safety Vest, 4 Pockets | 3XL | 1 |
| M18106 | Lime, Hi-Vis ANSI (Class 3) Safety Vest, 4 Pockets | 4XL | 1 |
| M18107 | Lime, Hi-Vis ANSI (Class 3) Safety Vest, 4 Pockets | 5XL | 1 |

GENERAL PURPOSE PPE

SAFETY VESTS



M18110

| Part No. | Item Description | Size | Pkg. Qty. |
|----------|--|------|-----------|
| M18110 | Orange, Hi-Vis ANSI (Class 3) Safety Vest, 4 Pockets | S | 1 |
| M18111 | Orange, Hi-Vis ANSI (Class 3) Safety Vest, 4 Pockets | M | 1 |
| M18112 | Orange, Hi-Vis ANSI (Class 3) Safety Vest, 4 Pockets | L | 1 |
| M18113 | Orange, Hi-Vis ANSI (Class 3) Safety Vest, 4 Pockets | XL | 1 |
| M18114 | Orange, Hi-Vis ANSI (Class 3) Safety Vest, 4 Pockets | 2XL | 1 |
| M18115 | Orange, Hi-Vis ANSI (Class 3) Safety Vest, 4 Pockets | 3XL | 1 |
| M18116 | Orange, Hi-Vis ANSI (Class 3) Safety Vest, 4 Pockets | 4XL | 1 |
| M18117 | Orange, Hi-Vis ANSI (Class 3) Safety Vest, 4 Pockets | 5XL | 1 |

GENERAL PURPOSE PPE

PROTECTIVE EQUIPMENT



M09010



M09020




M14003



M17020



M17050



M19020

| Part No. | Item Description | Size | Pkg. Qty. |
|----------|---|-------------|-----------|
| M09010 | Curved Gel Knee Pads w/Velcro Straps | Universal | 2 |
| M09020 | Block Stationary Gel Knee Pads w/Velcro Straps | Universal | 2 |
| M12041 | Rechargeable LED Portable Work Light | 1,000 Lumen | 1 |
| M13010 | 24" White, Pleated Bouffant Cap | 24" | |
| M13020 | Universal, Blue, Shoe Covers | Universal | |
| M14001 | Universal, Yellow Poncho Rain Cover | Universal | 1 |
| M14003 | Yellow, Plastic Rain Coat w/Detachable Hood | S | 1 |
| M14004 | Yellow, Plastic Rain Coat w/Detachable Hood | M | 1 |
| M14005 | Yellow, Plastic Rain Coat w/Detachable Hood | L | 1 |
| M14006 | Yellow, Plastic Rain Coat w/Detachable Hood | XL | 1 |
| M14007 | Yellow, Plastic Rain Coat w/Detachable Hood | 2XL | 1 |
| M14008 | Yellow, Plastic Rain Coat w/Detachable Hood | 3XL | 1 |
| M14009 | Yellow, Plastic Rain Coat w/Detachable Hood | 4XL | 1 |
| M17010 | PU Foam Ear Plugs | Universal | |
| M17020 | PU Foam Ear Plugs, Corded | Universal | |
| M17030 | Silicone Ear Plugs, Corded | Universal | |
| M17050 | Folding Earmuffs | Universal | 1 |
| M19020 | N95 Particulate Disposable Respirator Mask, (20 pcs. box) | Universal | 1 |
| M19021 | N95 Particulate Disposable Respirator Mask w/Valve, (10 pcs. Box) | Universal | 1 |





**THE ULTIMATE IN ANCHORS &
ANCHOR CERTIFICATIONS**





TAPKING^{SD}



The Ultimate
Concrete Screw

CONCRETE - For Medium Duty Anchoring To Concrete And Masonry Products - Blue Durable Coat

| CONCRETE SCREWS | Part No. | Item Description | Size | Box Qty. |
|---|----------|---|----------------|----------|
|   | 660200 | Tapking SD, Flat Head Phil, Concrete Screws, Blue Durablecoat | 3/16" x 1 1/4" | 100 |
| | 660210 | Tapking SD, Flat Head Phil, Concrete Screws, Blue Durablecoat | 3/16" x 1 3/4" | 100 |
| | 660220 | Tapking SD, Flat Head Phil, Concrete Screws, Blue Durablecoat | 3/16" x 2 1/4" | 100 |
| | 660230 | Tapking SD, Flat Head Phil, Concrete Screws, Blue Durablecoat | 3/16" x 2 3/4" | 100 |
| | 660240 | Tapking SD, Flat Head Phil, Concrete Screws, Blue Durablecoat | 3/16" x 3 1/4" | 100 |
| | 660250 | Tapking SD, Flat Head Phil, Concrete Screws, Blue Durablecoat | 3/16" x 4" | 100 |
| | 660260 | Tapking SD, Flat Head Phil, Concrete Screws, Blue Durablecoat | 1/4" x 1 1/4" | 100 |
| | 660270 | Tapking SD, Flat Head Phil, Concrete Screws, Blue Durablecoat | 1/4" x 1 3/4" | 100 |
| | 660280 | Tapking SD, Flat Head Phil, Concrete Screws, Blue Durablecoat | 1/4" x 2 1/4" | 100 |
| | 660290 | Tapking SD, Flat Head Phil, Concrete Screws, Blue Durablecoat | 1/4" x 2 3/4" | 100 |
| | 660300 | Tapking SD, Flat Head Phil, Concrete Screws, Blue Durablecoat | 1/4" x 3 1/4" | 100 |
| | 660310 | Tapking SD, Flat Head Phil, Concrete Screws, Blue Durablecoat | 1/4" x 4" | 100 |
| | 660320 | Tapking SD, Flat Head Phil, Concrete Screws, Blue Durablecoat | 1/4" x 5" | 100 |
| | 660330 | Tapking SD, Flat Head Phil, Concrete Screws, Blue Durablecoat | 1/4" x 6" | 100 |

• Miami-Dade County Approval • Durable Coat = 1,000 hour salt spray, providing superior corrosion resistance • Available in bulk


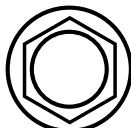


TAPKING^{SD}





The Ultimate
Concrete Screw

CONCRETE - For Medium Duty Anchoring To Concrete And Masonry Products - Blue Durable Coat

| CONCRETE SCREWS | Part No. | Item Description | Size | Box Qty. |
|---|----------|--|----------------|----------|
|   | 660010 | Tapking SD, Indent HWH Head, Concrete Screws, Blue Durablecoat | 3/16" x 1 1/4" | 100 |
| | 660015 | Tapking SD, Indent HWH Head, Concrete Screws, Blue Durablecoat | 3/16" x 1 3/4" | 100 |
| | 660020 | Tapking SD, Indent HWH Head, Concrete Screws, Blue Durablecoat | 3/16" x 2 1/4" | 100 |
| | 660025 | Tapking SD, Indent HWH Head, Concrete Screws, Blue Durablecoat | 3/16" x 2 3/4" | 100 |
| | 660030 | Tapking SD, Indent HWH Head, Concrete Screws, Blue Durablecoat | 3/16" x 3 1/4" | 100 |
| | 660035 | Tapking SD, Indent HWH Head, Concrete Screws, Blue Durablecoat | 3/16" x 4" | 100 |
| | 660050 | Tapking SD, Indent HWH Head, Concrete Screws, Blue Durablecoat | 1/4" x 1 1/4" | 100 |
| | 660055 | Tapking SD, Indent HWH Head, Concrete Screws, Blue Durablecoat | 1/4" x 1 3/4" | 100 |
| | 660060 | Tapking SD, Indent HWH Head, Concrete Screws, Blue Durablecoat | 1/4" x 2 1/4" | 100 |
| | 660070 | Tapking SD, Indent HWH Head, Concrete Screws, Blue Durablecoat | 1/4" x 2 3/4" | 100 |
| | 660080 | Tapking SD, Indent HWH Head, Concrete Screws, Blue Durablecoat | 1/4" x 3 1/4" | 100 |
| | 660090 | Tapking SD, Indent HWH Head, Concrete Screws, Blue Durablecoat | 1/4" x 4" | 100 |
| | 660100 | Tapking SD, Indent HWH Head, Concrete Screws, Blue Durablecoat | 1/4" x 5" | 100 |
| | 660110 | Tapking SD, Indent HWH Head, Concrete Screws, Blue Durablecoat | 1/4" x 6" | 100 |

• Miami-Dade County Approval • Durable Coat = 1,000 hour salt spray, providing superior corrosion resistance • Available in bulk



**TAPKING^{SD}****The Ultimate
Concrete Screw****CONCRETE - For Medium Duty Anchoring To Concrete And Masonry Products - Zinc Plating**

| CONCRETE SCREWS | Part No. | Item Description | Size | Box Qty. |
|--|----------|---|---------------|----------|
|   | 660410 | Tapking SD, Trim Head Phil, Concrete Screws, White Durablecoat | 1/4" x 1 3/4" | 100 |
| | 660420 | Tapking SD, Trim Head Phil, Concrete Screws, White Durablecoat | 1/4" x 2 1/4" | 100 |
| | 660430 | Tapking SD, Trim Head Phil, Concrete Screws, White Durablecoat | 1/4" x 2 3/4" | 100 |
| | 660440 | Tapking SD, Trim Head Phil, Concrete Screws, White Durablecoat | 1/4" x 3 1/4" | 100 |
| | 660450 | Tapking SD, Trim Head Phil, Concrete Screws, White Durablecoat | 1/4" x 3 3/4" | 100 |
| | 660460 | Tapking SD, Trim Head Phil, Concrete Screws, White Durablecoat | 1/4" x 4" | 100 |
| | 660620 | Tapking SD, Trim Head Phil, Concrete Screws, Bronze Durablecoat | 1/4" x 2 1/4" | 100 |
| | 660630 | Tapking SD, Trim Head Phil, Concrete Screws, Bronze Durablecoat | 1/4" x 2 3/4" | 100 |
| | 660640 | Tapking SD, Trim Head Phil, Concrete Screws, Bronze Durablecoat | 1/4" x 3 1/4" | 100 |
| | 660820 | Tapking SD, Trim Head Phil, Concrete Screws, Silver Durablecoat | 1/4" x 2 1/4" | 100 |
| | 660830 | Tapking SD, Trim Head Phil, Concrete Screws, Silver Durablecoat | 1/4" x 2 3/4" | 100 |
| | 660840 | Tapking SD, Trim Head Phil, Concrete Screws, Silver Durablecoat | 1/4" x 3 1/4" | 100 |
| | 660850 | Tapking SD, Trim Head Phil, Concrete Screws, Silver Durablecoat | 1/4" x 3 3/4" | 100 |
| | 660860 | Tapking SD, Trim Head Phil, Concrete Screws, Silver Durablecoat | 1/4" x 4" | 100 |

Drive Bit: PH-2

- Miami-Dade County Approval • Durable Coat = 1,000 hour salt spray, providing superior corrosion resistance • Available in bulk

**TAPKING^{HD}****The Ultimate
Concrete Screw****CONCRETE - For Installing Racking, Shelving, Railings, Handrails, Ledgers, Signals, Stadium Seating And More - White, Bronze, Silver**


| HD CONCRETE SCREWS | Part No. | Item Description | Size | Box Qty. |
|--|----------|--|-------------|----------|
|  <ul style="list-style-type: none"> • ICC-ES 4557 Approved for cracked & uncracked concrete • Approved for use in static, wind and seismic • Code Listed: IBC/IRC in accordance with ICC-ES AC 193 & ACI 355.2 • Code Compliance: IBC 2018, 2015, 2013, 2009. IRC 2018, 2015, 2013, 2009. LABC 2017. LARC 2017. CBC 2019, 2016. CRC 2019, 2016. FBC 2017 • Patented Triple Thread® stabilizes installation for superior performance  | 044103 | Tapking HD Concrete Screw Anchor Zinc CR+3 | 3/8"x3" | 50 |
| | 044104 | Tapking HD Concrete Screw Anchor Zinc CR+3 | 3/8"x4" | 50 |
| | 044105 | Tapking HD Concrete Screw Anchor Zinc CR+3 | 3/8"x5" | 50 |
| | 044106 | Tapking HD Concrete Screw Anchor Zinc CR+3 | 3/8"x6" | 50 |
| | 044123 | Tapking HD Concrete Screw Anchor Zinc CR+3 | 1/2"x4" | 50 |
| | 044124 | Tapking HD Concrete Screw Anchor Zinc CR+3 | 1/2"x5" | 25 |
| | 044125 | Tapking HD Concrete Screw Anchor Zinc CR+3 | 1/2"x6" | 25 |
| | 044126 | Tapking HD Concrete Screw Anchor Zinc CR+3 | 1/2"x6-1/2" | 25 |
| | 044127 | Tapking HD Concrete Screw Anchor Zinc CR+3 | 1/2"x8" | 20 |
| | 044162 | Tapking HD Concrete Screw Anchor Zinc CR+3 | 5/8"x4" | 25 |
| | 044163 | Tapking HD Concrete Screw Anchor Zinc CR+3 | 5/8"x5" | 25 |
| | 044164 | Tapking HD Concrete Screw Anchor Zinc CR+3 | 5/8"x6" | 20 |
| | 044165 | Tapking HD Concrete Screw Anchor Zinc CR+3 | 5/8"x6-1/2" | 20 |
| | 044166 | Tapking HD Concrete Screw Anchor Zinc CR+3 | 5/8"x8" | 20 |
| | 044202 | Tapking HD Concrete Screw Anchor Zinc CR+3 | 3/4"x4-1/2" | 20 |
| | 044203 | Tapking HD Concrete Screw Anchor Zinc CR+3 | 3/4"x5" | 15 |
| | 044204 | Tapking HD Concrete Screw Anchor Zinc CR+3 | 3/4"x5-1/2" | 15 |
| | 044205 | Tapking HD Concrete Screw Anchor Zinc CR+3 | 3/4"x6" | 10 |
| | 044206 | Tapking HD Concrete Screw Anchor Zinc CR+3 | 3/4"x6-1/4" | 10 |
| | 044207 | Tapking HD Concrete Screw Anchor Zinc CR+3 | 3/4"x7" | 10 |
| | 044208 | Tapking HD Concrete Screw Anchor Zinc CR+3 | 3/4"x8" | 10 |
| | 044209 | Tapking HD Concrete Screw Anchor Zinc CR+3 | 3/4"x8-1/2" | 10 |
| | 044210 | Tapking HD Concrete Screw Anchor Zinc CR+3 | 3/4"x10" | 10 |



**The Ultimate Wedge Anchor
for Cracked & Uncracked
Concrete**

CONCRETE - For Anchoring Racking And Products To Concrete Foundations - Zinc Plated

ULTRAWEDGE+ ANCHORS



- ICC and Miami-Dade County Approved
- Trademarked for quality
- 360° degree collar
- 1035 cold rolled steel
- Longer thread length
- Superior performance in cracked & uncracked concrete
- Head stamp for anchor length identification

| Part No. | Item Description | Size | Case Qty. |
|----------|--|----------------|-----------|
| 157060 | ULTRAWEDGE+ Concrete Wedge Anchors, Zinc Plated CR+3 | 3/8"-16x2 1/4" | 100 |
| 157070 | ULTRAWEDGE+ Concrete Wedge Anchors, Zinc Plated CR+3 | 3/8"-16x2 3/4" | 100 |
| 157080 | ULTRAWEDGE+ Concrete Wedge Anchors, Zinc Plated CR+3 | 3/8"-16x3" | 100 |
| 157090 | ULTRAWEDGE+ Concrete Wedge Anchors, Zinc Plated CR+3 | 3/8"-16x3 3/4" | 100 |
| 157100 | ULTRAWEDGE+ Concrete Wedge Anchors, Zinc Plated CR+3 | 3/8"-16x5" | 50 |
| 157110 | ULTRAWEDGE+ Concrete Wedge Anchors, Zinc Plated CR+3 | 3/8"-16x6 1/2" | 50 |
| 157180 | ULTRAWEDGE+ Concrete Wedge Anchors, Zinc Plated CR+3 | 1/2"-13x2 3/4" | 50 |
| 157190 | ULTRAWEDGE+ Concrete Wedge Anchors, Zinc Plated CR+3 | 1/2"-13x3 3/4" | 50 |
| 157200 | ULTRAWEDGE+ Concrete Wedge Anchors, Zinc Plated CR+3 | 1/2"-13x4 1/4" | 25 |
| 157210 | ULTRAWEDGE+ Concrete Wedge Anchors, Zinc Plated CR+3 | 1/2"-13x4 1/2" | 25 |
| 157220 | ULTRAWEDGE+ Concrete Wedge Anchors, Zinc Plated CR+3 | 1/2"-13x5 1/2" | 25 |
| 157230 | ULTRAWEDGE+ Concrete Wedge Anchors, Zinc Plated CR+3 | 1/2"-13x7" | 25 |
| 157240 | ULTRAWEDGE+ Concrete Wedge Anchors, Zinc Plated CR+3 | 1/2"-13x8 1/2" | 25 |
| 157250 | ULTRAWEDGE+ Concrete Wedge Anchors, Zinc Plated CR+3 | 1/2"-13x10" | 25 |
| 157260 | ULTRAWEDGE+ Concrete Wedge Anchors, Zinc Plated CR+3 | 1/2"-13x12" | 25 |
| 157300 | ULTRAWEDGE+ Concrete Wedge Anchors, Zinc Plated CR+3 | 5/8"-11x3 1/2" | 25 |
| 157310 | ULTRAWEDGE+ Concrete Wedge Anchors, Zinc Plated CR+3 | 5/8"-11x4 1/2" | 25 |
| 157320 | ULTRAWEDGE+ Concrete Wedge Anchors, Zinc Plated CR+3 | 5/8"-11x5" | 25 |
| 157330 | ULTRAWEDGE+ Concrete Wedge Anchors, Zinc Plated CR+3 | 5/8"-11x6" | 25 |
| 157340 | ULTRAWEDGE+ Concrete Wedge Anchors, Zinc Plated CR+3 | 5/8"-11x7" | 25 |
| 157350 | ULTRAWEDGE+ Concrete Wedge Anchors, Zinc Plated CR+3 | 5/8"-11x8 1/2" | 25 |
| 157360 | ULTRAWEDGE+ Concrete Wedge Anchors, Zinc Plated CR+3 | 5/8"-11x10" | 10 |
| 157370 | ULTRAWEDGE+ Concrete Wedge Anchors, Zinc Plated CR+3 | 5/8"-11x12" | 10 |
| 157380 | ULTRAWEDGE+ Concrete Wedge Anchors, Zinc Plated CR+3 | 3/4"-10x4 1/4" | 20 |
| 157390 | ULTRAWEDGE+ Concrete Wedge Anchors, Zinc Plated CR+3 | 3/4"-10x4 3/4" | 20 |
| 157400 | ULTRAWEDGE+ Concrete Wedge Anchors, Zinc Plated CR+3 | 3/4"-10x5 1/2" | 20 |
| 157410 | ULTRAWEDGE+ Concrete Wedge Anchors, Zinc Plated CR+3 | 3/4"-10x6 1/4" | 10 |
| 157420 | ULTRAWEDGE+ Concrete Wedge Anchors, Zinc Plated CR+3 | 3/4"-10x7" | 10 |
| 157430 | ULTRAWEDGE+ Concrete Wedge Anchors, Zinc Plated CR+3 | 3/4"-10x8 1/2" | 10 |
| 157440 | ULTRAWEDGE+ Concrete Wedge Anchors, Zinc Plated CR+3 | 3/4"-10x10" | 10 |
| 157450 | ULTRAWEDGE+ Concrete Wedge Anchors, Zinc Plated CR+3 | 3/4"-10x12" | 10 |



**Where Quality and
Performance Comes First!
ASTM E488 Tested**

CONCRETE - For Anchoring Products Requiring High Quality Corrosion Resistance - Stainless 304

ULTRAWEDGE ANCHORS



- Trademarked for quality
- 360° degree collar
- 304 Stainless
- Longer thread length
- Head stamp for anchor length identification

| Part No. | Item Description | Size | Case Qty. |
|----------|--|------------------|-----------|
| 616010 | ULTRAWEDGE Concrete Wedge Anchors, 304 Stainless | 1/4"-20 x 1 3/4" | 100 |
| 616020 | ULTRAWEDGE Concrete Wedge Anchors, 304 Stainless | 1/4"-20 x 2 1/4" | 100 |
| 616030 | ULTRAWEDGE Concrete Wedge Anchors, 304 Stainless | 1/4"-20 x 3 1/4" | 100 |
| 616040 | ULTRAWEDGE Concrete Wedge Anchors, 304 Stainless | 3/8"-16 x 2 1/4" | 100 |
| 616050 | ULTRAWEDGE Concrete Wedge Anchors, 304 Stainless | 3/8"-16 x 2 3/4" | 100 |
| 616060 | ULTRAWEDGE Concrete Wedge Anchors, 304 Stainless | 3/8"-16 x 3" | 100 |
| 616070 | ULTRAWEDGE Concrete Wedge Anchors, 304 Stainless | 3/8"-16 x 3 3/4" | 100 |
| 616080 | ULTRAWEDGE Concrete Wedge Anchors, 304 Stainless | 3/8"-16 x 5" | 50 |
| 616090 | ULTRAWEDGE Concrete Wedge Anchors, 304 Stainless | 3/8"-16 x 6 1/2" | 50 |
| 616100 | ULTRAWEDGE Concrete Wedge Anchors, 304 Stainless | 1/2"-13 x 2 3/4" | 50 |
| 616110 | ULTRAWEDGE Concrete Wedge Anchors, 304 Stainless | 1/2"-13 x 3 3/4" | 50 |
| 616120 | ULTRAWEDGE Concrete Wedge Anchors, 304 Stainless | 1/2"-13 x 4 1/4" | 25 |
| 616130 | ULTRAWEDGE Concrete Wedge Anchors, 304 Stainless | 1/2"-13 x 5 1/2" | 25 |
| 616140 | ULTRAWEDGE Concrete Wedge Anchors, 304 Stainless | 1/2"-13 x 7" | 25 |
| 616150 | ULTRAWEDGE Concrete Wedge Anchors, 304 Stainless | 1/2"-13 x 8 1/2" | 25 |
| 616160 | ULTRAWEDGE Concrete Wedge Anchors, 304 Stainless | 1/2"-13 x 10" | 25 |
| 616170 | ULTRAWEDGE Concrete Wedge Anchors, 304 Stainless | 1/2"-13 x 12" | 25 |
| 616180 | ULTRAWEDGE Concrete Wedge Anchors, 304 Stainless | 5/8"-11 x 3 1/2" | 25 |
| 616190 | ULTRAWEDGE Concrete Wedge Anchors, 304 Stainless | 5/8"-11 x 4 1/2" | 25 |
| 616200 | ULTRAWEDGE Concrete Wedge Anchors, 304 Stainless | 5/8"-11 x 5" | 25 |
| 616210 | ULTRAWEDGE Concrete Wedge Anchors, 304 Stainless | 5/8"-11 x 6" | 25 |
| 616220 | ULTRAWEDGE Concrete Wedge Anchors, 304 Stainless | 5/8"-11 x 7" | 25 |
| 616230 | ULTRAWEDGE Concrete Wedge Anchors, 304 Stainless | 5/8"-11 x 8 1/2" | 25 |
| 616240 | ULTRAWEDGE Concrete Wedge Anchors, 304 Stainless | 5/8"-11 x 10" | 10 |
| 616250 | ULTRAWEDGE Concrete Wedge Anchors, 304 Stainless | 5/8"-11 x 12" | 10 |
| 616260 | ULTRAWEDGE Concrete Wedge Anchors, 304 Stainless | 3/4"-10 x 4 1/4" | 20 |
| 616270 | ULTRAWEDGE Concrete Wedge Anchors, 304 Stainless | 3/4"-10 x 4 3/4" | 20 |
| 616280 | ULTRAWEDGE Concrete Wedge Anchors, 304 Stainless | 3/4"-10 x 5 1/2" | 20 |
| 616290 | ULTRAWEDGE Concrete Wedge Anchors, 304 Stainless | 3/4"-10 x 7" | 10 |
| 616300 | ULTRAWEDGE Concrete Wedge Anchors, 304 Stainless | 3/4"-10 x 8 1/2" | 10 |
| 616310 | ULTRAWEDGE Concrete Wedge Anchors, 304 Stainless | 3/4"-10 x 10" | 10 |
| 616320 | ULTRAWEDGE Concrete Wedge Anchors, 304 Stainless | 3/4"-10 x 12" | 10 |
| 616330 | ULTRAWEDGE Concrete Wedge Anchors, 304 Stainless | 3/4"-10 x 6 1/4" | 10 |
| 616340 | ULTRAWEDGE Concrete Wedge Anchors, 304 Stainless | 7/8"-9 x 6" | 5 |
| 616350 | ULTRAWEDGE Concrete Wedge Anchors, 304 Stainless | 7/8"-9 x 8" | 5 |
| 616360 | ULTRAWEDGE Concrete Wedge Anchors, 304 Stainless | 1"-8 x 6" | 5 |
| 616370 | ULTRAWEDGE Concrete Wedge Anchors, 304 Stainless | 1"-8 x 9" | 5 |
| 616380 | ULTRAWEDGE Concrete Wedge Anchors, 304 Stainless | 1"-8 x 12" | 5 |



**Where Quality and
Performance Comes First!
ASTM E488 Tested**

CONCRETE - For Anchoring Products Requiring Superior Corrosion Resistance - Stainless 316

ULTRAWEDGE ANCHORS



- Trademarked for quality
- 360° degree collar
- 316 Stainless
- Longer thread length
- Head stamp for anchor length identification

| Part No. | Item Description | Size | Case Qty. |
|----------|--|------------------|-----------|
| 617010 | ULTRAWEDGE Concrete Wedge Anchors, 316 Stainless | 1/4"-20 x 1 3/4" | 100 |
| 617020 | ULTRAWEDGE Concrete Wedge Anchors, 316 Stainless | 1/4"-20 x 2 1/4" | 100 |
| 617030 | ULTRAWEDGE Concrete Wedge Anchors, 316 Stainless | 1/4"-20 x 3 1/4" | 100 |
| 617040 | ULTRAWEDGE Concrete Wedge Anchors, 316 Stainless | 3/8"-16 x 2 3/4" | 100 |
| 617050 | ULTRAWEDGE Concrete Wedge Anchors, 316 Stainless | 3/8"-16 x 3" | 100 |
| 617060 | ULTRAWEDGE Concrete Wedge Anchors, 316 Stainless | 3/8"-16 x 3 3/4" | 100 |
| 617070 | ULTRAWEDGE Concrete Wedge Anchors, 316 Stainless | 3/8"-16 x 5" | 50 |
| 617080 | ULTRAWEDGE Concrete Wedge Anchors, 316 Stainless | 1/2"-13 x 2 3/4" | 50 |
| 617090 | ULTRAWEDGE Concrete Wedge Anchors, 316 Stainless | 1/2"-13 x 3 3/4" | 50 |
| 617100 | ULTRAWEDGE Concrete Wedge Anchors, 316 Stainless | 1/2"-13 x 4 1/4" | 25 |
| 617110 | ULTRAWEDGE Concrete Wedge Anchors, 316 Stainless | 1/2"-13 x 5 1/2" | 25 |
| 617120 | ULTRAWEDGE Concrete Wedge Anchors, 316 Stainless | 1/2"-13 x 7" | 25 |
| 617130 | ULTRAWEDGE Concrete Wedge Anchors, 316 Stainless | 5/8"-11 x 3 1/2" | 25 |
| 617140 | ULTRAWEDGE Concrete Wedge Anchors, 316 Stainless | 5/8"-11 x 4 1/2" | 25 |
| 617150 | ULTRAWEDGE Concrete Wedge Anchors, 316 Stainless | 5/8"-11 x 5" | 25 |
| 617160 | ULTRAWEDGE Concrete Wedge Anchors, 316 Stainless | 5/8"-11 x 6" | 25 |
| 617170 | ULTRAWEDGE Concrete Wedge Anchors, 316 Stainless | 5/8"-11 x 7" | 25 |
| 617180 | ULTRAWEDGE Concrete Wedge Anchors, 316 Stainless | 5/8"-11 x 8 1/2" | 25 |
| 617190 | ULTRAWEDGE Concrete Wedge Anchors, 316 Stainless | 3/4"-10 x 4 1/4" | 20 |
| 617200 | ULTRAWEDGE Concrete Wedge Anchors, 316 Stainless | 3/4"-10 x 4 3/4" | 20 |
| 617210 | ULTRAWEDGE Concrete Wedge Anchors, 316 Stainless | 3/4"-10 x 5 1/2" | 20 |
| 617220 | ULTRAWEDGE Concrete Wedge Anchors, 316 Stainless | 3/4"-10 x 6 1/4" | 10 |
| 617230 | ULTRAWEDGE Concrete Wedge Anchors, 316 Stainless | 3/4"-10 x 7" | 10 |
| 617240 | ULTRAWEDGE Concrete Wedge Anchors, 316 Stainless | 3/4"-10 x 8 1/2" | 10 |



**Where Quality and
Performance Comes First!**
ASTM E488 Tested

CONCRETE - For Anchoring Products Requiring High Quality Corrosion Resistance - Hot Dip Galvanized

ULTRAWEDGE ANCHORS

| Part No. | Item Description | Size | Case Qty. |
|----------|--|------------------|-----------|
| 158010 | ULTRAWEDGE Concrete Wedge Anchors, HDG | 3/8"-16 x 3 1/2" | 100 |
| 158100 | ULTRAWEDGE Concrete Wedge Anchors, HDG | 1/2"-13 x 2 3/4" | 50 |
| 158110 | ULTRAWEDGE Concrete Wedge Anchors, HDG | 1/2"-13 x 3 3/4" | 50 |
| 158120 | ULTRAWEDGE Concrete Wedge Anchors, HDG | 1/2"-13 x 4 1/4" | 25 |
| 158130 | ULTRAWEDGE Concrete Wedge Anchors, HDG | 1/2"-13 x 5 1/2" | 25 |
| 158140 | ULTRAWEDGE Concrete Wedge Anchors, HDG | 1/2"-13 x 7" | 25 |
| 158150 | ULTRAWEDGE Concrete Wedge Anchors, HDG | 1/2"-13 x 8 1/2" | 25 |
| 158160 | ULTRAWEDGE Concrete Wedge Anchors, HDG | 1/2"-13 x 10" | 25 |
| 158200 | ULTRAWEDGE Concrete Wedge Anchors, HDG | 5/8"-11 x 3 1/2" | 25 |
| 158210 | ULTRAWEDGE Concrete Wedge Anchors, HDG | 5/8"-11 x 5" | 25 |
| 158220 | ULTRAWEDGE Concrete Wedge Anchors, HDG | 5/8"-11 x 6" | 25 |
| 158230 | ULTRAWEDGE Concrete Wedge Anchors, HDG | 5/8"-11 x 7" | 25 |
| 158240 | ULTRAWEDGE Concrete Wedge Anchors, HDG | 5/8"-11 x 8 1/2" | 25 |
| 158250 | ULTRAWEDGE Concrete Wedge Anchors, HDG | 5/8"-11 x 10" | 10 |
| 158300 | ULTRAWEDGE Concrete Wedge Anchors, HDG | 3/4"-10 x 4 3/4" | 20 |
| 158310 | ULTRAWEDGE Concrete Wedge Anchors, HDG | 3/4"-10 x 5 1/2" | 20 |
| 158320 | ULTRAWEDGE Concrete Wedge Anchors, HDG | 3/4"-10 x 6 1/4" | 10 |
| 158330 | ULTRAWEDGE Concrete Wedge Anchors, HDG | 3/4"-10 x 8 1/2" | 10 |
| 158340 | ULTRAWEDGE Concrete Wedge Anchors, HDG | 3/4"-10 x 10" | 10 |
| 158400 | ULTRAWEDGE Concrete Wedge Anchors, HDG | 7/8"-9 x 6" | 5 |
| 158410 | ULTRAWEDGE Concrete Wedge Anchors, HDG | 7/8"-9 x 8" | 5 |
| 158500 | ULTRAWEDGE Concrete Wedge Anchors, HDG | 1"-8 x 6" | 5 |
| 158510 | ULTRAWEDGE Concrete Wedge Anchors, HDG | 1"-8 x 9" | 5 |



- Trademarked for quality
- 360° degree collar
- Longer thread length
- Head stamp for anchor length identification



**The Ultimate
Sleeve Anchor**

HOLLOW BLOCK - Medium Duty Anchor For Installing Gates And Materials To Hollow Block - Zinc Plated

SLEEVE ANCHORS - HEX HEAD

| Part No. | Item Description | Size | Case Qty. |
|----------|---|----------------|-----------|
| 278030 | Sleeve Anchor w/Hex Nut, Zinc Plated CR+3 | 5/16" x 1 1/2" | 100 |
| 278040 | Sleeve Anchor w/Hex Nut, Zinc Plated CR+3 | 5/16" x 2 1/2" | 100 |
| 278050 | Sleeve Anchor w/Hex Nut, Zinc Plated CR+3 | 3/8" x 1 7/8" | 50 |
| 278060 | Sleeve Anchor w/Hex Nut, Zinc Plated CR+3 | 3/8" x 3" | 50 |
| 278070 | Sleeve Anchor w/Hex Nut, Zinc Plated CR+3 | 3/8" x 4" | 50 |
| 278080 | Sleeve Anchor w/Hex Nut, Zinc Plated CR+3 | 1/2" x 2 1/4" | 25 |
| 278090 | Sleeve Anchor w/Hex Nut, Zinc Plated CR+3 | 1/2" x 3" | 25 |
| 278100 | Sleeve Anchor w/Hex Nut, Zinc Plated CR+3 | 1/2" x 4" | 25 |
| 278110 | Sleeve Anchor w/Hex Nut, Zinc Plated CR+3 | 1/2" x 6" | 25 |
| 278120 | Sleeve Anchor w/Hex Nut, Zinc Plated CR+3 | 5/8" x 2 1/4" | 25 |
| 278130 | Sleeve Anchor w/Hex Nut, Zinc Plated CR+3 | 5/8" x 3" | 25 |
| 278140 | Sleeve Anchor w/Hex Nut, Zinc Plated CR+3 | 5/8" x 4 1/4" | 10 |
| 278150 | Sleeve Anchor w/Hex Nut, Zinc Plated CR+3 | 5/8" x 6" | 10 |
| 278160 | Sleeve Anchor w/Hex Nut, Zinc Plated CR+3 | 3/4" x 2 1/2" | 10 |
| 278180 | Sleeve Anchor w/Hex Nut, Zinc Plated CR+3 | 3/4" x 4 1/4" | 5 |
| 278190 | Sleeve Anchor w/Hex Nut, Zinc Plated CR+3 | 3/4" x 6 1/4" | 5 |



- Superior U.S. Anchor quality
- Full lot traceability
- High quality packaging



**The Ultimate
Sleeve Anchor**

HOLLOW BLOCK - Medium Duty Anchor For Installing Gates And Materials To Hollow Block - Zinc Plated

SLEEVE ANCHORS - FLAT HEAD



- Superior U.S. Anchor quality
- Full lot traceability
- High quality packaging

| Part No. | Item Description | Size | Case Qty. |
|----------|---|----------------|-----------|
| 277003 | Sleeve Anchor, Flat Head Phillips/Slotted Combo, Zinc Plated CR+3 | 1/4" x 1 1/8" | 100 |
| 277005 | Sleeve Anchor, Flat Head Phillips/Slotted Combo, Zinc Plated CR+3 | 1/4" x 1 3/8" | 100 |
| 277020 | Sleeve Anchor, Flat Head Phillips/Slotted Combo, Zinc Plated CR+3 | 1/4" x 2" | 100 |
| 277040 | Sleeve Anchor, Flat Head Phillips/Slotted Combo, Zinc Plated CR+3 | 1/4" x 3" | 100 |
| 277060 | Sleeve Anchor, Flat Head Phillips/Slotted Combo, Zinc Plated CR+3 | 1/4" x 4" | 100 |
| 277070 | Sleeve Anchor, Flat Head Phillips/Slotted Combo, Zinc Plated CR+3 | 3/8" x 2 3/4" | 50 |
| 277080 | Sleeve Anchor, Flat Head Phillips/Slotted Combo, Zinc Plated CR+3 | 3/8" x 4" | 50 |
| 277090 | Sleeve Anchor, Flat Head Phillips/Slotted Combo, Zinc Plated CR+3 | 3/8" x 5" | 50 |
| 277100 | Sleeve Anchor, Flat Head Phillips/Slotted Combo, Zinc Plated CR+3 | 3/8" x 6" | 50 |
| 277110 | Sleeve Anchor, Flat Head Phillips/Slotted Combo, Zinc Plated CR+3 | 3/8" x 3" | 50 |
| 277120 | Sleeve Anchor, Flat Head Phillips/Slotted Combo, Zinc Plated CR+3 | 5/16" x 2 1/2" | 100 |
| 277130 | Sleeve Anchor, Flat Head Phillips/Slotted Combo, Zinc Plated CR+3 | 5/16" x 3 1/2" | 100 |



**The Ultimate
Sleeve Anchor**

HOLLOW BLOCK - Medium Duty Anchor For Installing Gates And Materials To Hollow Block - Zinc Plated

SLEEVE ANCHORS - ROUND HEAD



- Superior U.S. Anchor quality

| Part No. | Item Description | Size | Case Qty. |
|----------|--|---------------|-----------|
| 426005 | Sleeve Anchor, Round Head Phillips/Slotted Combo, Zinc Plated CR+3 | 1/4" x 1 1/4" | 100 |
| 426010 | Sleeve Anchor, Round Head Phillips/Slotted Combo, Zinc Plated CR+3 | 1/4" x 2" | 100 |
| 426022 | Sleeve Anchor, Round Head Phillips/Slotted Combo, Zinc Plated CR+3 | 1/4" x 2 3/4" | 100 |
| 426020 | Sleeve Anchor, Round Head Phillips/Slotted Combo, Zinc Plated CR+3 | 3/8" x 2 1/2" | 50 |
| 426030 | Sleeve Anchor, Round Head Phillips/Slotted Combo, Zinc Plated CR+3 | 3/8" x 3 3/4" | 50 |
| 426040 | Sleeve Anchor, Round Head Phillips/Slotted Combo, Zinc Plated CR+3 | 3/8" x 4 3/4" | 50 |



**The Ultimate
Sleeve Anchor**

HOLLOW BLOCK - Medium Duty Anchor For Installing Gates And Materials To Hollow Block - Zinc Plated

SLEEVE ANCHORS - ACORN HEAD



- Superior U.S. Anchor quality

| Part No. | Item Description | Size | Case Qty. |
|----------|--|---------------|-----------|
| 276020 | Sleeve Anchor, Acorn Nut, Zinc Plated CR+3 | 1/4" x 1 3/8" | 100 |
| 276030 | Sleeve Anchor, Acorn Nut, Zinc Plated CR+3 | 1/4" x 2 1/4" | 100 |



**The Ultimate
Sleeve Anchor**

HOLLOW BLOCK - For Attaching Conduit And Strapping To Hollow Block - Zinc Plated

SLEEVE ANCHORS - ROD HANGER



| Part No. | Item Description | Size | Case Qty. |
|----------|---|----------------|-----------|
| R17001 | Sleeve Type Rod Hangers, Zinc Plated CR+3 | 1/2" x 2 1/4" | 25 |
| R17002 | Sleeve Type Rod Hangers, Zinc Plated CR+3 | 3/8" x 1 7/8" | 50 |
| R17003 | Sleeve Type Rod Hangers, Zinc Plated CR+3 | 5/16" x 1 1/2" | 50 |
| R17004 | Sleeve Type Rod Hangers, Zinc Plated CR+3 | 5/8" x 2 1/4" | 20 |



**The Ultimate
Sleeve Anchor**

HOLLOW BLOCK - Medium Duty Anchor For Hollow Block Providing Excellent Corrosion Resistance - Stainless 304

SLEEVE ANCHORS - HEX HEAD



| Part No. | Item Description | Size | Case Qty. |
|----------|---------------------------------------|---------------|-----------|
| 618010 | Stainless 304 Sleeve Anchor, Hex Head | 1/4" x 1 3/8" | 100 |
| 618020 | Stainless 304 Sleeve Anchor, Hex Head | 3/8" x 1 7/8" | 50 |
| 618030 | Stainless 304 Sleeve Anchor, Hex Head | 3/8" x 3" | 50 |
| 618040 | Stainless 304 Sleeve Anchor, Hex Head | 1/2" x 2 1/4" | 25 |
| 618050 | Stainless 304 Sleeve Anchor, Hex Head | 1/2" x 4" | 25 |
| 618060 | Stainless 304 Sleeve Anchor, Hex Head | 5/8" x 4 1/4" | 10 |



**The Ultimate
Drop-In Anchor
ASTM E488 TESTED**

CONCRETE - For Suspending Conduit, Fire Sprinklers And Lighting To Concrete - Zinc Plated

DROP-IN ANCHORS



| Part No. | Item Description | Size | Case Qty. |
|----------|--|-------------|-----------|
| 268010 | Drop-In Anchor w/Tool, Zinc Plated CR+3 | 1/4" W/Tool | 100 |
| 268011 | Drop-In Ancho, Zinc Plated CR+3 | 1/4" | 50 |
| 268020 | Drop-In Anchor w/Tool, Zinc Plated CR+3 | 3/8" W/Tool | 100 |
| 268022 | Drop-In Anchor, Zinc Plated CR+3 | 3/8" | 20 |
| 268030 | Drop-In Anchor w/Tool, Zinc Plated CR+3 | 1/2" W/Tool | 50 |
| 268040 | Drop-In Anchor w/Tool, Zinc Plated CR+3 | 5/8" W/Tool | 25 |
| 268050 | Drop-In Anchor w/Tool, Zinc Plated CR+3 | 3/4" W/Tool | 25 |
| 268220 | Drop-In Anchor, (3/8" Shorty w/Lip) and Tool, Zinc Plated CR+3 | 3/8" W/Tool | 100 |



**The Ultimate
Drop-In Anchor**

CONCRETE - For Suspending Conduit, Fire Sprinklers And Lighting To Concrete - Stainless 304

DROP-IN ANCHORS



| Part No. | Item Description | Size | Case Qty. |
|----------|--------------------------------------|------|-----------|
| 619010 | Stainless 304 Drop-In Anchors w/Tool | 1/4" | 100 |
| 619020 | Stainless 304 Drop-In Anchors w/Tool | 3/8" | 100 |
| 619030 | Stainless 304 Drop-In Anchors w/Tool | 1/2" | 50 |
| 619040 | Stainless 304 Drop-In Anchors w/Tool | 5/8" | 25 |
| 619050 | Stainless 304 Drop-In Anchors w/Tool | 3/4" | 25 |



The Ultimate Drywall Anchor

USED IN DRYWALL - Light Duty Anchors For Installing Pictures, Mirrors, And Book Shelves Into Drywall - Zinc & Plastic

EZ-ANCHORS



| Part No. | Item Description | Size | Case Qty. |
|----------|--|--------------|-----------|
| R02001 | E-Z Anchor Lite Duty White Nylon for use w/#6 Screws | 3/8 x 1 | 100 |
| R02005 | E-Z Anchor Mini White Nylon for use w/#6, 7, & 8 Screws | 1/2 x 1-5/8 | 100 |
| R02007 | E-Z Anchor Mini Zinc Die Cast for use w/#6, 7, & 8 Screws | 7/16 x 1-1/4 | 100 |
| R02008 | E-Z Anchor Zinc Die Cast for use w/#6, 7, & 8 Screws | 1/2 x 1-5/8 | 100 |
| R02012 | E-Z Anchor Toggle Zinc Die Cast for use w/#8 Screws | 9/16 x 2-1/2 | 50 |
| R02013 | E-Z Anchor Toggle W/LG Wash Face Zinc Die Cast for use w/#8 Screws | 9/16 x 2-1/2 | 50 |



The Ultimate Drywall Anchor

USED IN DRYWALL - Light Duty Anchors For Plaster, Drywall, And Hollow Block - Zinc & Plastic

TOGGLER ANCHORS



- Easy slide adjustment, accomodates various wall thicknesses
- Can easily be removed and relocated

| Part No. | Item Description | Size | Case Qty. |
|----------|--|--------------|-----------|
| 084001 | Snap Toggler #24013 Anchor Zinc USA 3/8-3-5/8" Grip | 100BA | 100 |
| 084002 | Snap Toggler #24014 Anchor Zinc USA 3/8-3-5/8" Grip | 100BB | 100 |
| 084003 | Toggler #11009 Hollow Wall Anchor Nylon USA 1/8-1/4" Grip | 100TA | 100 |
| 084004 | Toggler #11010 Hollow Wall Anchor Nylon USA 3/8-1/2" Grip | 100TB | 100 |
| 084005 | Toggler #11011 Hollow Wall Anchor Nylon USA 5/8-3/4" Grip | 100TC | 100 |
| 084006 | Toggler #11012 Picture Hook Anchor Nylon USA 3/8-1/2" Grip | 100TH | 100 |
| 084007 | Snap Toggler #21015 Anchor Zinc USA 3/8-2-1/2" Grip | 25BC | 25 |
| 084008 | Snap Toggler #24013 Anchor Zinc USA 3/8-3-5/8" Grip | 50BA | 50 |
| 143015 | Toggle Bolts - Acoustical Zinc CR+3 | 1/4"-20 x 3' | 25 |
| 143020 | Toggle Bolts - Acoustical Zinc CR+3 | 1/4"-20 x 4" | 25 |
| 143025 | Toggle Bolts - Acoustical Zinc CR+3 | 1/4"-20 x 5" | 25 |





AVERTISSEMENT
CONTENIR LE LIQUIDE D'ÉCHAPPEMENT
DE LA MACHINE À LA MAIN ET À L'ÉLOIGNER
DE LA MACHINE À LA MAIN ET À L'ÉLOIGNER
DE LA MACHINE À LA MAIN ET À L'ÉLOIGNER
DE LA MACHINE À LA MAIN ET À L'ÉLOIGNER



**HIGH-PERFORMANCE
WORK GLOVES FOR
CONSTRUCTION PROFESSIONALS**





TASK SPECIFIC HAND PROTECTION



WELCOME TO IRONCLAD

Ironclad was founded on a construction site in 1998 by Ed Jaeger. Ed noticed that while every specialist utilized dedicated, task specific tools, no one had addressed the special connection between tool and worker. With an extensive background in motorsports, Ed came from a world where glove performance, fit, and comfort were vital. It was at that moment that Ed saw his mission – to create gloves that were both protective and driven by performance, without sacrificing either. Thus was born a new glove technology that incorporated military grade fabrics, with an unrivaled fit and comfort, that would raise the industry to new standards.

WHAT SETS IRONCLAD APART

TESTING

Being on the cutting edge of glove innovation means venturing into uncharted territories. When it comes to evaluating performance, we go above and beyond traditional testing – we partner with scientists, leaders and experts in fields ranging from biomechanics to high tech outdoor gear, and create new ways to analyze, evaluate and test performance features of our work gloves.

At Ironclad, we understand that every job is different, every worksite is unique, and every hand is one-of-a-kind. We learn more by being in the field, with you, than we could ever know sitting in an office. That's why we spend so much time at jobsites, with front line workers, watching, learning, testing our ideas, and listening to your feedback. This is how every one of our glove designs gets created. So we encourage you to field test with us. Chances are we have just the right glove for you. And if we don't, we will build it.

FLAWLESS FIT SYSTEM

When it comes to fit, most glove companies stop at 2 measurements per glove – overall length and width. Not Ironclad. Our industry leading Flawless Fit is a proprietary 16-point measurement system that is unique to every one of our glove styles. So what do we measure? Inside

index finger length, top of cuff circumference, knuckle circumference, center of palm length, just for starters. 16 measurements left glove, 16 measurements right glove. That's 32 measurements per pair, per size. All with a tolerance measured at 1/10 of an inch. Why do we do it? Because it means our gloves will fit like no other glove on the market. That is the Ironclad Flawless Fit. That is Ironclad.

EXPANDING BEYOND GLOVES INTO NEW PPE

Ironclad has always focused on providing superior protection to the industrial athlete – through innovation, quality, comfort and durability. And now, it's exciting to expand beyond hand protection, and to bring Ironclad level quality, comfort and durability to head protection made right here in America."

Both the Yukon™ and Rainier™ Series are proudly Made in the USA to the highest engineering standards in the head protection industry. Designed for premium comfort, fit and protection, everything you have come to expect from Ironclad safety gear.

Learn more about Ironclad, and find the right glove for your next job at www.ironclad.com



HAND PROTECTION - Touchscreen Redefined Forever
CUT RESISTANT


G03039



G03047



G03234



G03254



G03274



G03294



G03394



M09030

| Part No. | Item Description | Size | Pkg. Qty. |
|----------|---|----------------|-----------|
| G03036 | Command Knit Foam Nitrile - Touch Screen, Cut Level A1, (Vend-Pack) | XS | 12 |
| G03037 | Command Knit Foam Nitrile - Touch Screen, Cut Level A1, (Vend-Pack) | S | 12 |
| G03038 | Command Knit Foam Nitrile - Touch Screen, Cut Level A1, (Vend-Pack) | M | 12 |
| G03039 | Command Knit Foam Nitrile - Touch Screen, Cut Level A1, (Vend-Pack) | L | 12 |
| G03040 | Command Knit Foam Nitrile - Touch Screen, Cut Level A1, (Vend-Pack) | XL | 12 |
| G03041 | Command Knit Foam Nitrile - Touch Screen, Cut Level A1, (Vend-Pack) | XXL | 12 |
| G03044 | Command Knit PU - Touch Screen, Cut Level A1, (Vend-Pack) | XS | 12 |
| G03045 | Command Knit PU - Touch Screen, Cut Level A1, (Vend-Pack) | S | 12 |
| G03046 | Command Knit PU - Touch Screen, Cut Level A1, (Vend-Pack) | M | 12 |
| G03047 | Command Knit PU - Touch Screen, Cut Level A1, (Vend-Pack) | L | 12 |
| G03048 | Command Knit PU - Touch Screen, Cut Level A1, (Vend-Pack) | XL | 12 |
| G03049 | Command Knit PU - Touch Screen, Cut Level A1, (Vend-Pack) | XXL | 12 |
| G03231 | Command A2 PU - Touch Screen, Cut Level A2, (Vend-Pack) | XS | 12 |
| G03232 | Command A2 PU - Touch Screen, Cut Level A2, (Vend-Pack) | S | 12 |
| G03233 | Command A2 PU - Touch Screen, Cut Level A2, (Vend-Pack) | M | 12 |
| G03234 | Command A2 PU - Touch Screen, Cut Level A2, (Vend-Pack) | L | 12 |
| G03235 | Command A2 PU - Touch Screen, Cut Level A2, (Vend-Pack) | XL | 12 |
| G03236 | Command A2 PU - Touch Screen, Cut Level A2, (Vend-Pack) | XXL | 12 |
| G03251 | Command A3 Foam Nitrile - Touch Screen, Cut Level A3, (Vend-Pack) | XS | 12 |
| G03252 | Command A3 Foam Nitrile - Touch Screen, Cut Level A3, (Vend-Pack) | S | 12 |
| G03253 | Command A3 Foam Nitrile - Touch Screen, Cut Level A3, (Vend-Pack) | M | 12 |
| G03254 | Command A3 Foam Nitrile - Touch Screen, Cut Level A3, (Vend-Pack) | L | 12 |
| G03255 | Command A3 Foam Nitrile - Touch Screen, Cut Level A3, (Vend-Pack) | XL | 12 |
| G03256 | Command A3 Foam Nitrile - Touch Screen, Cut Level A3, (Vend-Pack) | XXL | 12 |
| G03271 | Command A4 Foam Nitrile - Touch Screen, Cut Level A4, (Vend-Pack) | XS | 12 |
| G03272 | Command A4 Foam Nitrile - Touch Screen, Cut Level A4, (Vend-Pack) | S | 12 |
| G03273 | Command A4 Foam Nitrile - Touch Screen, Cut Level A4, (Vend-Pack) | M | 12 |
| G03274 | Command A4 Foam Nitrile - Touch Screen, Cut Level A4, (Vend-Pack) | L | 12 |
| G03275 | Command A4 Foam Nitrile - Touch Screen, Cut Level A4, (Vend-Pack) | XL | 12 |
| G03276 | Command A4 Foam Nitrile - Touch Screen, Cut Level A4, (Vend-Pack) | XXL | 12 |
| G03291 | Command A6 Foam Nitrile - Touch Screen, Cut Level A6, (Vend-Pack) | XS | 12 |
| G03292 | Command A6 Foam Nitrile - Touch Screen, Cut Level A6, (Vend-Pack) | S | 12 |
| G03293 | Command A6 Foam Nitrile - Touch Screen, Cut Level A6, (Vend-Pack) | M | 12 |
| G03294 | Command A6 Foam Nitrile - Touch Screen, Cut Level A6, (Vend-Pack) | L | 12 |
| G03295 | Command A6 Foam Nitrile - Touch Screen, Cut Level A6, (Vend-Pack) | XL | 12 |
| G03296 | Command A6 Foam Nitrile - Touch Screen, Cut Level A6, (Vend-Pack) | XXL | 12 |
| G03391 | Command Microfoam Nitrile - Touch Screen, (Vend-Pack) | XS | 12 |
| G03392 | Command Microfoam Nitrile - Touch Screen, (Vend-Pack) | S | 12 |
| G03393 | Command Microfoam Nitrile - Touch Screen, (Vend-Pack) | M | 12 |
| G03394 | Command Microfoam Nitrile - Touch Screen, (Vend-Pack) | L | 12 |
| G03395 | Command Microfoam Nitrile - Touch Screen, (Vend-Pack) | XL | 12 |
| G03996 | Command Microfoam Nitrile - Touch Screen, (Vend-Pack) | XXL | 12 |
| G03997 | Command Microfoam Nitrile - Touch Screen, (Vend-Pack) | XXXL | 12 |
| M09030 | Foam Standing/Kneeling Pad | 21" x 14" x 1" | 1 |

• Command touchscreen infused palm • 18 gauge premium shell • Color coded reinforced saddle



G03414

| | | | |
|--------|-------------------------------|------|----|
| G03412 | Crinkle Latex A1, (Vend-Pack) | S | 12 |
| G03413 | Crinkle Latex A1, (Vend-Pack) | M | 12 |
| G03414 | Crinkle Latex A1, (Vend-Pack) | L | 12 |
| G03415 | Crinkle Latex A1, (Vend-Pack) | XL | 12 |
| G03416 | Crinkle Latex A1, (Vend-Pack) | XXL | 12 |
| G03417 | Crinkle Latex A1, (Vend-Pack) | XXXL | 12 |



**Head Protection
to Keep Safety
Top of Mind**

HEAD PROTECTION

| Part No. | Item Description | Color | Case Qty. |
|----------|------------------|-------|-----------|
|----------|------------------|-------|-----------|



G60002

YUKON™ CS400: 4 - Point suspension system offers superior protection for top impact with good side protection. Ratchet adjusts between hat sizes 6-1/2" to 8". Universal accessory slot. Compatible with 2 or 3 chin straps. Vertical height adjustment capability (2 front, 2 rear) allows for a more personal fit to increase wear time and worker compliance. Meets ANSI/ISEA Z89.1 standards.

| | | | |
|--------|---|--------|----|
| G60000 | Yukon CS400 - Standard Brim, Vented, 4 Point, Type 1, Class C | White | 20 |
| G60001 | Yukon CS400 - Standard Brim, Vented, 4 Point, Type 1, Class C | Blue | 20 |
| G60002 | Yukon CS400 - Standard Brim, Vented, 4 Point, Type 1, Class C | Yellow | 20 |
| G60004 | Yukon CS400 - Standard Brim, Vented, 4 Point, Type 1, Class C | Orange | 20 |



G60106

YUKON™ ES400: 4 - Point suspension system offers superior protection for top impact with good side protection. Ratchet adjusts between hat sizes 6-1/2" to 8". Universal accessory slot. Compatible with 2 or 3 chin straps. Vertical height adjustment capability (2 front, 2 rear) allows for a more personal fit to increase wear time and worker compliance. Meets ANSI/ISEA Z89.1 and CSA Z94.1 standards.

| | | | |
|--------|---|--------|----|
| G60104 | Yukon ES400 - Standard Brim, Non Vented, 4 Point, Type 1, Class E | White | 20 |
| G60105 | Yukon ES400 - Standard Brim, Non Vented, 4 Point, Type 1, Class E | Blue | 20 |
| G60106 | Yukon ES400 - Standard Brim, Non Vented, 4 Point, Type 1, Class E | Yellow | 20 |
| G60107 | Yukon ES400 - Standard Brim, Non Vented, 4 Point, Type 1, Class E | Orange | 20 |



G60102

YUKON™ ES600: 6 - Point suspension system offers superior protection for front, top, lateral and off axis impacts. Ratchet adjusts between hat sizes 6-1/2" to 8". Universal accessory slot. Compatible with 2 or 3 chin straps. Vertical height adjustment capability (2 front, 2 rear) allows for a more personal fit to increase wear time and worker compliance. Meets ANSI/ISEA Z89.1 and CSA Z94.1 standards.

| | | | |
|--------|---|--------|----|
| G60100 | Yukon ES600 - Standard Brim, Non Vented, 6 Point, Type 1, Class E | White | 20 |
| G60101 | Yukon ES600 - Standard Brim, Non Vented, 6 Point, Type 1, Class E | Blue | 20 |
| G60102 | Yukon ES600 - Standard Brim, Non Vented, 6 Point, Type 1, Class E | Yellow | 20 |
| G60103 | Yukon ES600 - Standard Brim, Non Vented, 6 Point, Type 1, Class E | Orange | 20 |



G60201

YUKON™ EF400: 4 - Point suspension system offers superior protection for top impact with good side protection. Ratchet adjusts between hat sizes 6-1/2" to 8". Universal accessory slot. Compatible with 2 or 3 chin straps. Vertical height adjustment capability (2 front, 2 rear) allows for a more personal fit to increase wear time and worker compliance. Meets ANSI/ISEA Z89.1 and CSA Z94.1 standards.

| | | | |
|--------|---|--------|----|
| G60200 | Yukon EF400 - Full Brim, Non Vented, 4 Point, Type 1, Class E | White | 10 |
| G60201 | Yukon EF400 - Full Brim, Non Vented, 4 Point, Type 1, Class E | Yellow | 10 |



G62002

RAINIER™ BC40: Short bill offers protection from bump hazards in tight spaces. Slide lock 4 - point suspension system for lightweight comfort. Vented design allows for added air circulation. Polyester brow pad. Compatible with 2 point chin straps.

| | | | |
|--------|---|--------|----|
| G62001 | Rainier BC40 - Short Brim Hard Bump Cap | White | 25 |
| G62002 | Rainier BC40 - Short Brim Hard Bump Cap | Yellow | 25 |
| G62003 | Rainier BC40 - Short Brim Hard Bump Cap | Blue | 25 |



G62004

RAINIER™ BCX: Ball cap style brim. Low-profile head protection. Snap back adjustable closure fits a wide range of head sizes. Ventilated removable bump insert with crown pad. Breathable construction.

| | | | |
|--------|----------------------------------|-------|----|
| G62004 | Rainier BCX - Snap Back Bump Cap | Black | 36 |
|--------|----------------------------------|-------|----|

ADDITIONAL CONSTRUCTION PRODUCTS

BOLT & SCREW PRODUCTS

| Family # | Product Description |
|----------|--------------------------------|
| 493 | Hex Bolts, Plain |
| 494 | Hex Bolts, Zinc Plated |
| 495 | Hex Bolts, HDG |
| 400 | Hex Cap Screws, 18,8 Stainless |
| 401 | Hex Cap Screws, 316 Stainless |
| 488 | Carriage Bolts, Plain |
| 489 | Carriage Bolts, Zinc Plated |
| 490 | Carriage Bolts, HDG |
| 781 | Carriage Bolts, 18,8 Stainless |
| W69 | Carriage Bolts, 316 Stainless |
| 485 | Hex Lag Screws, Plain |
| 486 | Hex Lag Screws, Zinc Plated |
| 487 | Hex Lag Screws, HDG |
| 782 | Hex Lag Screws, 18,8 Stainless |
| W70 | Hex Lag Screws, 316 Stainless |
| 508 | A325 TC Bolt, Plain, Import |
| 438 | A325 TC Bolt, Plain, USA |
| 497 | A325 Type 1, HDG, Import |
| 480 | A325 Type 1, HDG, USA |
| 496 | A325 Type 1, Plain, Import |
| 503 | A325 Type 1, Plain USA |

NUT PRODUCTS

| Family # | Product Description |
|----------|-----------------------------------|
| 317 | Finished Hex Nuts, Plain |
| 319 | Finished Hex Nuts, Zinc Plated |
| 323 | Finished Hex Nuts, HDG |
| 762 | Finished Hex Nuts, 18-8 Stainless |
| 763 | Finished Hex Nuts, 316 Stainless |
| 334 | 563 Grade C Heavy Hex Nuts, Plain |
| 324 | A563 A Heavy Hex Nuts, HDG |
| 895 | Hex Coupling Nuts, Plain |
| 303 | Hex Coupling Nuts, Zinc Plated |
| 896 | Hex Coupling Nuts, HDG |
| 048 | Hex Coupling Nuts, 18-8 Stainless |
| 056 | Hex Coupling Nuts, 316 Stainless |

THREADED ROD PRODUCTS

| Family # | Product Description |
|----------|-------------------------------|
| 776 | A307 Threaded Rod, Plain |
| 777 | A307 Threaded Rod, Plated |
| 770 | A307 Threaded Rod, HDG |
| 778 | A193 (B7) Threaded Rod, Plain |
| 886 | Threaded Rod, 18-8 Stainless |
| 887 | Threaded Rod 316 Stainless |

Lengths ranging from 1', 2', 3', 6', 10', 12'

In-house rod cutting service done to your specific length. Threaded Rod must be purchased through BBI.

WASHER PRODUCTS

| Family # | Product Description |
|----------|--------------------------------|
| 394 | Flat Washers, 18-8 Stainless |
| 398 | Flat Washers, 316 Stainless |
| 343 | USS Flat Washers, Plain |
| 344 | USS Flat Washers, Zinc Plated |
| 345 | USS Flat Washers, HDG |
| 347 | SAE Flat Washers, Zinc Plated |
| 296 | Square Plate Washers, Plain |
| 297 | Square Plate Washers, HDG |
| 021 | Round Plate Washers, Plain |
| 022 | Round Plate Washers, HDG |
| P38 | Round Malleable Washers, HDG |
| P39 | Round Malleable Washers, Plain |

HAND TOOLS & CUTTING TOOLS

| Family # | Product Description |
|----------|--------------------------|
| C20 | Metal Cutting Drill Bits |
| C50 | Wood Cutting Drill Bits |

Proffered® Hand Tools ranging from Master Socket Sets, Socket Sets, Sockets, Adjustable Wrenches, Ratcheting Wrenches, Screwdrivers, Pliers, and more.



Proffered® vending and lockers. Manage your customer's safety products and consumables right from your computer!





Proferred®

Global Headquarters

Tainan, Taiwan
No.122, Yi-Lin Road,
Rende Township,
Tainan, 71752 Taiwan
Tel. 886-6-270-1756

USA Headquarters

Long Beach, California
5855 Obispo Ave.
Long Beach, CA 90805
Tel. 562-808-8000
Fax: 562-808-8137

U.S.A.

Atlanta, GA
250 Horizon Dr.
Suwanee, GA 30024
Tel. 678-459-3700
Fax: 678-459-3720
WATS: 800-275-0056
atlanta@brightonbest.com

Boston, MA
448 Turnpike St.
South Easton, MA 02375
Tel. 508-857-2808
Fax: 774-296-8685
WATS: 800-275-0037
boston@brightonbest.com

Charlotte, NC
8604 Cliff Cameron Dr., Ste. 154
Charlotte, NC 28269
Tel. 704-393-6711
Fax: 704-393-6715
WATS: 800-275-0050
charlotte@brightonbest.com

Chicago, IL
940 North Enterprise St.
Aurora, IL 60504
Tel. 630-898-9600
Fax: 630-898-9601
WATS: 800-929-2378
chicago@brightonbest.com

Cleveland, OH
21855 Commerce Pkwy.
Strongsville, OH 44149
Tel. 440-238-1350
Fax: 440-238-2336
WATS: 800-275-0048
cleveland@brightonbest.com

Dallas, TX
3225 Roy Orr Blvd., Ste. 200
Grand Prairie, TX 75050
Tel. 972-790-1201
Fax: 972-790-6265
WATS: 800-275-0054
dallas@brightonbest.com

Denver, CO
9700 E. 56th Ave., Unit 120
Denver, CO 80238
Tel. 303-576-0530
Fax: 303-371-9775
WATS: 800-935-2202
denver@brightonbest.com

Detroit, MI
59067 Gratiot Ave.
New Haven, MI 48048
Tel. 586-412-3350
Fax: 586-412-3305
WATS: 800-275-0046
detroit@brightonbest.com

Houston, TX
6911 Fairbanks N. Houston Rd. Ste. 150
Houston, TX 77040
Tel: 713-466-0336
Fax: 713-466-0385
WATS: 800-275-0054
houston@brightonbest.com

Los Angeles, CA
12801 Leffingwell Ave.
Santa Fe Springs, CA 90670
Tel. 562-483-2740
Fax: 562-404-3999
WATS: 800-275-0028
losangeles@brightonbest.com

Miami, FL
3426 West 84th St., Ste. 203
Hialeah, FL 33018
Tel. 305-512-3446
Fax: 305-512-3450
WATS: 800-275-0035
miami@brightonbest.com

Nashville, TN
446 Metroplex Dr., Ste. A120
Nashville, TN 37211
Tel. 615-834-1154
Fax: 615-834-1157
WATS: 800-275-0029
nashville@brightonbest.com

Portland, OR
4820 NE 138th Ave.
Portland, OR 97230
Tel: 503-261-0660
Fax: 503-252-4093
WATS: 800-275-0686
portland@brightonbest.com

Minneapolis, MN
21010 Commerce Blvd.
Ste. B
Rogers, MN 55374
Tel. 763-425-9464
Fax: 763-425-9266
WATS: 800-275-0031
minnesota@brightonbest.com

Salt Lake City, UT
2179 S. Commerce Center Dr. Ste. 400
West Valley City, UT 84120
Tel: 801-972-1313
Fax: 801-972-5114
WATS: 800-935-1402
saltlake@brightonbest.com

Sayreville, NJ
200 Kennedy Dr.
Sayreville, NJ. 08872
Tel. 732-525-8400
Fax: 732-525-8408
sayreville@brightonbest.com

St. Louis, MO
1856 Craig Rd.
St. Louis, MO 63146
Tel. 314-205-8001
Fax: 314-205-0857
WATS: 800-275-0047
stlouis@brightonbest.com

Tampa, FL
4915 Distribution Dr.
Tampa, FL 33605
Tel. 305-512-3446
Fax: 305-512-3450
WATS: 800-275-0035
tampa@brightonbest.com

West Deptford, NJ
1222 Forest Parkway
West Deptford, NJ. 08066
Tel. 856-241-9494
Fax: 856-241-9477
WATS: 800-935-2378
sayreville@brightonbest.com

IRONCLAD HQ
Dallas, TX
3325 Roy Orr Blvd., Ste. 200
Grand Prairie, TX. 75050
Tel. 972-996-5664
Fax: 469-341-7213
Toll Free: 844-200-5664
customerservice@ironclad.com

CANADA

Montreal, Québec
12000 Cavendish
Saint-Laurent, Québec H4R 1Y2
Tel: 514-336-9888
Fax: 514-336-8865
WATS: 800-361-2076
montreal@brightonbest.com

Toronto, Ontario
7900 Goreway Dr., Unit 1
Brampton, Ontario L6T 5W6
Tel: 905-791-2000
Fax: 905-791-6841
WATS: 800-268-6918
toronto@brightonbest.com

Vancouver, British Columbia
9489 200 St, Unit 103&104
Langley, B.C. V1M 3A7
Tel: 604-513-0311
Fax: 604-513-0312
WATS: 800-663-9106
vancouver@brightonbest.com

MEXICO

Mexico
Toll Free: 1(855)-816-9726
Fax: 562-404-3999
mexico@brightonbest.com

AUSTRALIA

Brisbane, Queensland
11 Stradbroke St.
Heathwood, Queensland 4110
Tel. 617-3727-5700
Fax: 617-3714-9821
qldsales@brightonbest.com.au

Melbourne, Victoria
31-33 Canterbury Rd.
Braeside, VIC 3195
Tel. 613-8586-0244
Fax: 613-9587-7255
vicsales@brightonbest.com.au

Perth, Western Australia
Unit 3/420 Victoria Rd.
Malaga, Western Australia 6090
Tel. 618-6240-6800
Fax: 618-9248-4766
wasales@brightonbest.com.au

Sydney, New South Wales
1 Wonderland Dr.,
Eastern Creek, NSW 2766
Tel. 612-8818-0900
Fax: 612-9620-1050
nswsales@brightonbest.com.au

NEW ZEALAND

Auckland, New Zealand
28B Pavillion Dr. Airport Oaks
Mangere, Auckland 2022
Tel. 649-257-5256
Fax: 649-257-5328
nzsales@brightonbest.co.nz

U.K.

Birmingham, West Midlands
Fastener Complex D1
Cradley Business Park,
Overend Rd., Cradley Heath
West Midlands B64 7DW
Tel. +44 (0) 1384-568144
Fax: +44 (0) 1384-413719
sales@brightonbest.org

BRAZIL

São Paulo, Brazil
Rua Dos Missionários, 410
São Paulo, Brazil 04729-001
Tel. 55 11-5641-4037
Fax: 55 11-5641-2444
luizab@brightonbest.com.br

